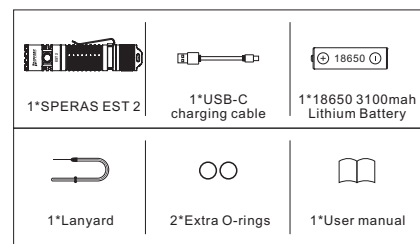


EST 2  
User manual

### Danger and Warning

- Please read the user manual before first use
- DO NOT shine light directly into eyes. This may cause temporary blindness and/or cause permanent damage to the eyes.
- DO NOT cover the light head when the flashlight is on or place the light head on the ground. The heat dispersion of the light may cause damage to the flashlight itself or even result in burning other objects.
- Keep out of reach of children.
- DO NOT activate the high mode constantly to prevent the flashlight body from overheating and hurting the user's hand.
- Please insert SPERAS batteries or SPERAS recommended batteries.

### Inside the box



### Specification

FL1 STANDARD	Turbo	High	Medium	Low	ECO	Strobe	SOS
Output	1900LM	800LM	400LM	100LM	10LM	1900LM	400LM
Runtime	4H	4.5H	5H	22H	157H	—	—
Beam Intensity	11,175cd	5,000cd	2,500cd	750cd	100cd	—	—
Beam Distance	211m	141m	100m	55m	20m	—	—
LED	Luminus SST40*1						
Lens	TIR Lens						
Battery Source	1* 18650 Lithium battery or 2*CR123A						
Charging Time	About 4hrs(Type-C charging)						
Impact Distance	1.5m						
Waterproof	IP68						
Material	Aerospace 6061 Aluminum Alloy						
Dimension	115(Length)*25.4(Head)*25.4(Tube)mm						
Net Weight	78g(Battery excluded)						

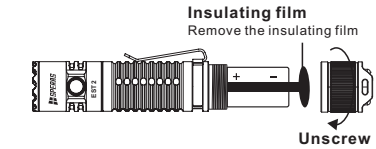
Note: The above data has been measured in accordance with international flashlight testing standards ANSI/NEMA FL1 using SPERAS 3.7V/3100mAh 18650 battery under laboratory conditions.

### Product Overview

SPERAS EST 2 is another version flashlight of EST which has the same lumen output 1900lm and a max beam distance of 211m. However, EST 2 has a more compact size and a different user interface. EST 2 can be easy to enter the ECO mode and turbo mode. The simple but powerful EST 2 aims to be an ideal flashlight for security guards, police, and general users.

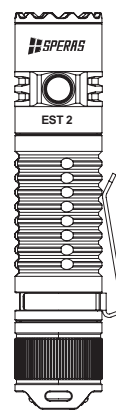
### Battery Installation

Before the first use, please remove the insulating film of battery from the tail cap. And if the battery needs to be changed, make sure the positive polarity side of the battery faces toward the direction of the flashlight head (the side of the LED).



### Operating Instructions

- ON/OFF/Tail Strobe**
  - Can only be turned ON/OFF by the tail button.
  - Slightly press the tail button, momentary on (memory mode); release, turn OFF.
  - Press down the tail button, turn ON (memory mode); press down again, turn OFF.
- At the OFF state, quickly light press twice, momentary Strobe, release, turn OFF.

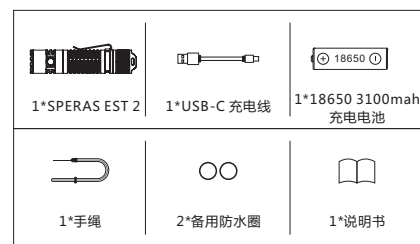


EST 2  
使用说明书

### 危险和警告

- 首次使用，请仔细阅读说明书。
- 请勿将光线直射眼睛。这可能会导致暂时失明或对眼睛造成永久性损伤。
- 请勿在手电筒开启时遮盖灯头，或将灯头放在地上。光的热扩散可能会导致手电筒本身的损坏，甚至导致其他物体燃烧。
- 放在儿童接触不到的地方。
- 请勿持续开启高光模式，以免手电筒体过热伤手。
- 请使用配套电池。

### 套装标配



### 产品参数

ANSI标准参数	极亮档	高亮档	中亮档	低亮档	ECO	爆闪	SOS
输出流明	1900LM	800LM	400LM	100LM	10LM	1900LM	400LM
续航	4H	4.5H	5H	22H	157H	—	—
光强	11,175cd	5,000cd	2,500cd	750cd	100cd	—	—
射程	211m	141m	100m	55m	20m	—	—
灯珠	Luminus SST40*1						
镜片	TIR Lens						
电源	1* 18650锂电池或2*CR123A						
充电时长	4Hrs(Type-C 充电)						
防跌落	1.5m						
防水等级	IP68						
材料	T6061 铝合金						
尺寸	115(长)*25.4(头部直径)*25.4(筒身直径)mm						
净重	78g(不含电池)						

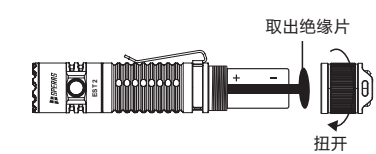
以上数据是按照国际手电筒测试标准ANSI/NEMA FL1, 使用 SPERAS 3.7V/3100mAh 18650电池在实验室条件下测得。

### 产品简介

SPERAS EST 2是一款紧凑型（12 厘米长）、高性能（1900 流明）、持久（高亮档续航4小时）的手电筒，拥有 211 米的射程。多个电源可用于为 EST 2供电，这为手电提供更多的选择。USB-C 充电可缩短充电时间，并确保您可以在任何有电源的地方充电。这些特性使 EST 2成为户外使用（远足、露营等）、执法和搜救行动的理想手电筒。

### 电池安装

首次使用手电，需要您拧开电筒后盖，取出绝缘片，然后拧紧后盖，即可使用。更换电池，请注意按照正确的电池方向装入。



### 使用说明

- 1. 打开/关闭/尾爆闪**
  - 只支持从尾部开关打开或者关闭。
  - 轻按，点亮（进入的是记忆档位）；松手关闭。
  - 按下，打开（进入的是记忆档位）；再次按下，关闭手电筒。
  - 快速轻按两次，爆闪，松手关闭。
  - 快速轻按和按下，锁定爆闪，再次按下，关闭。

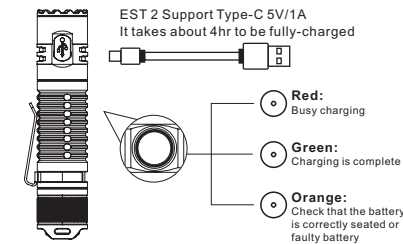
### Change mode

- At the ON state, click the side button to change modes. The mode will circle from Low, Med, High to Turbo.
- Strobe/SOS**
  - At the ON state, double click the side button to enter the Strobe mode, double click again to enter SOS; one click to return the state before strobe.

### ECO mode

- Keep pressing the side button and then press down the tail button, the flashlight will enter the ECO mode.
- At the ON state, long press the side button for 0.5 seconds, it will enter the Turbo mode; it will back to the previous mode when release.

### Charging



\*Note: Only can charge rechargeable 18650 lithium battery. EST 2 can not work when charging.

### 2. 爆闪

- 手电筒在打开状态下，单击侧按键可换挡，档位可在低-中-高-极亮循环。

### 3. 爆内/SOS

- 手电筒在打开状态下，双击侧按键可爆闪，再双击可进入SOS，再单击则返回到之前的状态

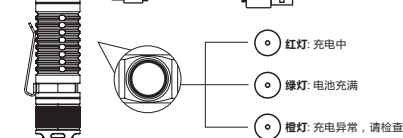
### 4. 一键ECO

- 按任意侧按键，再同时按下尾部按键，可进入ECO档位。

### 5. 一键极亮

- 手电筒在打开状态下，长按0.5秒侧按键可进入极亮，再单击可返回之前的状态。

### 如何充电



提示：请放入可充电18650电池充电。充电过程中，EST 2手电筒不可以使用。

### Power Indicator

When turning the flashlight on the built-in indicator on the side switch will indicate the remaining power level for 5 seconds. Power indicator will display one of the following:  
Green: 100%-70%  
Orange: 70%-30%  
Red: 30%-5%  
Red Flash: 5%-1% (Alert flash to indicate very low power level)

### Usage and Maintenance

- Please fully charge the battery before initial use.
- To maintain the waterproof rating, please lubricate the O-ring with silicone safe lubricant and replace broken O-rings as soon as possible.
- If the light will not be used for a long period or when transported, please unscrew the tail cap and remove the battery to break the circuit.

### Warranty

- 30 days free replacement: We will repair or replace a light within 30 days of purchase if it is afflicted with a manufacturing defect. If the problem calls for a replacement, we will replace the light with the same model as the one sent in. If the model has been discontinued, customers will receive a product with similar or improved performance.
- 5 years warranty: We offer free repair within 5 years of purchase if problems develop with normal use.
- Limited lifetime warranty: if problems develop after 5 years of the purchase, we will charge for parts. The total repair fee is assessed according to the cost of the replaced materials.
- Contact Your Dealer First: You may provide your SPERAS Warranty Card, purchase invoice, receipt or other evidence from the sellers when you purchasing our lights and contact your dealers directly for warranty service, and SPERAS will provide dealers with service support;

### Beyond Warranty

- Free warranty DOES NOT cover any damage or failure caused by:
  - Normal wear up
  - Damages caused by disassembling, modifying the flashlight
  - Damages caused by rough operation or misuse
  - Improper maintenance or repairs by anyone other than an authorized retailer or SPERAS itself



Product Model No.: \_\_\_\_\_  
Series No.: \_\_\_\_\_  
Date of Purchase: \_\_\_\_\_  
Signature/Dealer Stamp: \_\_\_\_\_

**Thank you for choosing SPERAS.**  
The SPERAS flashlight is covered by a 5-year warranty from the date of purchase. Please ask the seller/dealer to fulfill the date of purchase and sign/stamp the warranty card after purchase!  
Contact the seller/dealer of SPERAS flashlight first if help needed!

**Notice:** The warranty covers manufacturer defects solely and becomes invalid if the flashlight is subjected to work by an unauthorized party.

**Shenzhen Speras Lighting Co., Ltd**  
Add: 4F, Building G, Gangshen Innovation Park, Huang Road, Dalang Street, Longhua District, Shenzhen, China, China. 518109  
Tel.: +86-755-2107 2597  
Email: info@speraslight.com  
Website: www.sperasflashlight.com



双面印刷 折后尺寸60x90mm



产品型号: \_\_\_\_\_  
产品序列号: \_\_\_\_\_  
购买日期: \_\_\_\_\_  
代理商签名/盖章: \_\_\_\_\_

**感谢您选择 SPERAS.**  
SPERAS 手电筒自购买之日起享有 5 年保修。购买后请要求卖家/经销商填写购买日期并在保修卡上签字/盖章！  
如果需要帮助，请先联系 SPERAS 手电筒的卖家/经销商！

注意：保修条款仅涵盖制造商缺陷。

**深圳市思贝照明有限公司**  
地址：深圳市龙华新区大浪街道华宁路 鸿源创新园G栋420-424  
电话：+86-755-2107 2597  
网址：www.sperasflashlight.com  
邮箱：info@speraslight.com

