

### Medicine Creek Analytics Certificate of Analysis

3700 Pacific HWY E, Ste 400, Fife, WA 98424  
 WA State I502 Certification 0018 | ISO 17025 91428 | Accreditation #91428



Sample: **Elle - UK**

#COC/INVOICE: **5906**

Laboratory ID <b>220423-002</b>	Matrix <b>Tincture</b>	Lot or Batch # <b>UKE-TEX04232</b>	External Inv ID
Tested for <b>Lock &amp; Key Remedies</b>		Address <b>265 52nd St 2nd Floor Brooklyn, NY 11220</b>	License
Received <b>04/28/2022</b>		Reported <b>05/02/2022</b>	
Analyses executed <b>CAN, MET, TER, RES</b>		Density (mL): 0.94	

### CAN - Cannabinoid Profile Analysis

Analyzed **May 02, 2022** | Instrument **HPLC LC2040**

Analyte	LOD %	LOQ %	Result %	Result mg/g	Result mg/mL
CBDV	0.003	0.01	ND	ND	ND
CBDA	0.003	0.01	ND	ND	ND
CBD	0.003	0.01	18.17	181.7	170.798
CBGA	0.003	0.01	ND	ND	ND
CBG	0.003	0.01	ND	ND	ND
THCV	0.003	0.01	ND	ND	ND
CBN	0.003	0.01	ND	ND	ND
THCA	0.003	0.01	ND	ND	ND
Δ9 THC	0.003	0.01	ND	ND	ND
Δ8 THC	0.003	0.01	ND	ND	ND
CBC	0.003	0.01	0.124	1.244	1.169
<b>Total THC</b> (THCa * 0.877 + THC)					
<b>Total CBD</b> (CBDa * 0.877 + CBD)			18.170	181.700	170.798

### MET - Heavy Metals Detection Analysis

Analyzed **Apr 29, 2022** | Instrument **ICP-MS**

Analyte	LOD ug/g	LOQ ug/g	Result ug/g (ppm)	Analyte	LOD ug/g	LOQ ug/g	Result ug/g (ppm)
Arsenic (As)	0.049	0.164	ND	Cadmium (Cd)	0.01	0.034	DET
Lead (Pb)	0.034	0.114	ND	Mercury (Hg)	0.01	0.035	ND

**NR** Not Reported  
**ND** Not Detected  
**<LOD** Below Lod  
**NT** Not Tested  
**LOD** Limit of Detection  
**LOQ** Limit of Quantification  
**DET** Detected below quantitation limit  
**CFU/g** Colony Forming Units per 1 gram  
**TNTC** Too Numerous to Count  
**mg/g** Milligrams per gram  
**ppm** Parts per million  
**WRL** Washington Regulatory Limit  
**µg/g** Microgram per gram



**PJLA**  
 Testing  
 Accreditation  
 #91428

Authorized Signature

*Kyle Shelton*

Kyle Shelton  
 Lab Manager  
 05/02/2022



\*This report shall not be reproduced except in full, without the written approval of the lab. This report is for informational purposes only and should not be used to diagnose, treat or prevent any disease. Results are only for samples and batches indicated. Measurement uncertainties available upon request. Reporting limits available upon request. Results are valid for 6 months from date reported, unless otherwise indicated.

## TER - Terpenes Analysis


Analyzed **May 02, 2022** | Instrument **GC-FID**

Analyte	LOD mg/g	LOQ mg/g	(%)	(mg/g)	µg/g (ppm)	Analyte	LOD mg/g	LOQ mg/g	(%)	(mg/g)	µg/g (ppm)
α-Pinene (a-Pin)	0.05	0.12	0.243	2.43	2430	Camphene (Cam)	0.05	0.12	ND	ND	ND
β-Myrcene (Myr)	0.05	0.12	0.678	6.78	6780	β-pinene (b-Pin)	0.05	0.12	0.016	.16	160
Δ3-Carene (3-Car)	0.05	0.12	ND	ND	ND	α-Terpinene (a-Ter)	0.05	0.12	ND	ND	ND
Limonene (Lim)	0.05	0.12	3.129	31.29	31290	p-Cymene (p-Cym)	0.05	0.12	ND	ND	ND
Ocimene 1 (Oci1)	0.05	0.12	ND	ND	ND	Eucalyptol (Euca)	0.05	0.12	0.089	.89	890
g-Terpinene (g-Ter)	0.05	0.12	0.022	.22	220	Terpinolene (Terp)	0.05	0.12	0.058	.58	580
Linalool (Lin)	0.05	0.12	0.151	1.51	1510	L-(-)-Fenchone	0.05	0.12	ND	ND	ND
Geraniol (Gera)	0.05	0.12	0.135	1.35	1350	Isopulegol (Isop)	0.05	0.12	ND	ND	ND
α-Terpineol	0.05	0.12	ND	ND	ND	β-Caryophyllene (b-Cary)	0.05	0.12	0.963	9.63	9630
α-Humulene (Hum)	0.05	0.12	0.262	2.62	2620	cis-Nerolidol (ci-Ner)	0.05	0.12	ND	ND	ND
trans-Nerolidol (tr-Ner)	0.05	0.12	ND	ND	ND	Guaiol (Gua)	0.05	0.12	ND	ND	ND
Caryophyllene Oxide (ca-Oxi)	0.05	0.12	0.046	.46	460	(+)-Cedrol	0.05	0.12	0.033	.33	330
α-Bisabolol (a-Bbis)	0.05	0.12	0.069	.69	690						
<b>Total Terpene Concentration</b>									<b>5.89</b>	<b>58.94</b>	<b>58940.00</b>

## RES - Residual Solvents Analysis

Analyzed **Apr 29, 2022** | Instrument **HS-GC-FID**

Analyte	LOD ppm	LOQ ppm	Results PPM	WRL PPM	Analyte	LOD ppm	LOQ ppm	Results PPM	WRL PPM
Acetone	5	25	ND	5000	Acetonitrile	10	30	ND	50
Benzene	0.3	1.0	ND	2	Butane	5	20	ND	5000
Chloroform			ND	2	Cyclohexane	10	50	ND	3880
Dichloromethane	25	75	ND	600	Ethanol	5	20	ND	5000
Ethyl acetate	10	50	ND	5000	Ethyl ether	5	20	ND	5000
Heptane	10	50	ND	5000	Hexane	2	10	ND	290
Isobutane	5	20	ND	5000	Methanol	10	30	ND	3000
Pentane	2	6	DET	5000	2-Propanol (IPA)	5	25	ND	5000
Propane	10	50	ND	5000	Toluene	20	100	ND	890
Xylene	20	100	ND	2170					



**NR** Not Reported  
**ND** Not Detected  
**<LOD** Below Lod  
**NT** Not Tested  
**LOD** Limit of Detection  
**LOQ** Limit of Quantification  
**DET** Detected below quantitation limit  
**CFU/g** Colony Forming Units per 1 gram  
**TNTC** Too Numerous to Count  
**mg/g** Milligrams per gram  
**ppm** Parts per million  
**WRL** Washington Regulatory Limit  
**µg/g** Microgram per gram



Authorized Signature

*Kyle Shelton*

Kyle Shelton  
Lab Manager  
05/02/2022



\*This report shall not be reproduced except in full, without the written approval of the lab. This report is for informational purposes only and should not be used to diagnose, treat or prevent any disease. Results are only for samples and batches indicated. Measurement uncertainties available upon request. Reporting limits available upon request. Results are valid for 6 months from date reported, unless otherwise indicated.

## Medicine Creek Analytics Certificate of Analysis

3700 Pacific HWY E, Ste 400, Fife, WA 98424  
WA State I502 Certification 0018 | ISO 17025 91428 | Accreditation #91428

Sample: **Elle - UK**#COC/INVOICE: **5906**

Laboratory ID **220423-002** Matrix **Tincture** Lot or Batch # **UKE-TEX04232** External Inv ID

Tested for **Lock & Key Remedies** Address **265 52nd St 2nd Floor Brooklyn, NY 11220** License

Received **04/28/2022** Reported **05/02/2022**

Analyses executed **PES\_R**

## PES\_R - R&amp;D Pesticide (long list) Screening Analysis

Analyzed **May 02, 2022** | Instrument **LC-MS/MS (ESI) & GC-MS/MS**

Analyte	Result ppm	LOD ppm	LOQ ppm	Analyte	Result ppm	LOD ppm	LOQ ppm
3-Hydroxycarbofuran	ND	0.075	0.25	Abamectin B1a	ND	0.15	0.45
Acephate	ND	0.1	0.3	Acetamidrid	ND	0.33	0.1
Acequinocyl	ND			Aldicarb Sulfone	ND	0.05	0.2
Aldicarb	ND	0.075	0.25	Atrazine - GC	ND		
Atrazine - LC	ND			Aminocarb	ND	0.033	0.1
Azoxystrobin	ND	0.05	0.2	Benalaxyl	ND	0.05	0.15
Bifenthrin - LC	ND	0.05	0.2	Bifenazate	ND	0.05	0.2
Bifenthrin - GC	ND	0.05	0.2	Boscalid - GC	ND		
Butafenacil	ND	0.05	0.15	Carbaryl	ND	0.05	0.2
Carbetamide	ND	0.05	0.15	Carbofuran	ND	0.05	0.15
Carboxin	ND	0.05	0.15	Carfentrazone-ethyl NH4	ND	0.05	0.2
Chlorantraniliprole	ND	0.075	0.25	Chlorfenapyr	ND		
Chlorotoluron	ND	0.05	0.2	Chloroxuron	ND	0.05	0.15
Chlorpyrifos-GC	ND	0.075	0.25	Chlorpyrifos-LC	ND	0.075	0.25
Clofentezine	ND			Clothianidin	ND	0.05	0.15
Cyazofamid	ND	0.05	0.15	Cycluron	ND	0.05	0.15
Cyfluthrin (Sum)	ND			Cypermethrin (Sum)	ND		
Daminozide	ND			DDVP (Dichlorvos)	ND		
Diazinon	ND	0.05	0.2	Dicrotophos	ND	0.05	0.15
Diethofencarb	ND	0.05	0.15	Dimethoate	ND	0.05	0.2
Dimethomorph	ND	0.05	0.2	Dimoxystrobin	ND	0.05	0.15
Diuron	ND	0.1	0.3	Epoxiconazole	ND	0.075	0.25
Ethiofencarb	ND	0.075	0.25	Ethoprophos	ND	0.1	0.4
Etofenprox	ND	0.04	0.125	Etoazole	ND	0.05	0.2
Fenamidone	ND	0.1	0.3	Fenazaquin	ND	0.05	0.2
Fenoxycarb	ND	0.05	0.2	Fenpyroximate	ND	0.04	0.125
Fenuron	ND	0.033	0.1	Fipronil	ND	0.1	0.3
Flonicamid	ND			Fluazinam	ND	0.075	0.25
Fludioxonil	ND			Flufenacet	ND	0.05	0.2
Fluometuron	ND	0.05	0.2	Flutolanil	ND	0.05	0.2
Flutriafol	ND			Fuberidazole	ND	0.033	0.1
Furalaxyl	ND	0.05	0.15	Furathiocarb	ND	0.05	0.2
Hexythiazox	ND	0.05	0.2	Imazalil	ND	0.1	0.4
Imidacloprid	ND	0.05	0.2	Indoxacarb	ND	0.05	0.2

NR Not Reported

ND Not Detected

&lt;LOD Below Lod

NT Not Tested

LOD Limit of Detection

LOQ Limit of Quantification

DET Detected below quantitation limit

CFU/g Colony Forming Units per 1 gram


TNTC Too Numerous to Count

mg/g Milligrams per gram

ppm Parts per million

µg/g Microgram per gram

CFM Confirmed on alternate method



PJLA  
Testing  
Accreditation  
#91428


Authorized Signature

Kyle Shelton  
Lab Manager  
05/02/2022



\*This report shall not be reproduced except in full, without the written approval of the lab. This report is for informational purposes only and should not be used to diagnose, treat or prevent any disease. Results are only for samples and batches indicated. Measurement uncertainties available upon request. Reporting limits available upon request. Results are valid for 6 months from date reported, unless otherwise indicated.

Analyte	Result ppm	LOD ppm	LOQ ppm	Analyte	Result ppm	LOD ppm	LOQ ppm
Iprovalicarb	ND	0.05	0.2	Isoprocarb	ND	0.05	0.2
Isoproturon	ND	0.05	0.2	Kresoxym-methyl	ND	0.05	0.15
Mandipropamid	ND	0.05	0.2	Mefenacet	ND	0.05	0.15
Malathion	ND	0.05	0.2	Metalaxyl	ND	0.05	0.15
Methabenzthiazuron	ND	0.05	0.15	Methamidophos	ND	0.033	0.1
Methiocarb	ND			Methomyl	ND	0.05	0.2
Methoprotryne	ND	0.05	0.2	Methoxyfenozide	ND	0.05	0.15
Mexacarbate	ND	0.033	0.1	Monocrotophos	ND		
Myclobutanil	ND	0.075	0.25	MGK-264 (Sum)	ND		
Naled	ND			Nitenpyram	ND	0.05	0.2
Omethoate	ND	0.05	0.2	Oxadixyl	ND	0.05	0.15
Oxamyl	ND	0.033	0.1	Paclobutrazol	ND	0.05	0.2
Parathion-Methyl	ND			Permethrin (Sum) - LC	ND	0.05	0.2
Permethrin (Sum) - GC	ND	0.05	0.2	Phosmet	ND	0.05	0.2
Picoxystrobin	ND	0.05	0.2	Piperonyl Butoxide	ND	0.05	0.15
Pirimicarb	ND	0.05	0.15	Prallethrin	ND		
Prometon	ND	0.05	0.15	Propamocarb	ND	0.04	0.125
Propargite	ND	0.04	0.125	Propiconazole (Sum)	ND		
Propoxur	ND	0.04	0.125	Pymetrozine	ND	0.05	0.2
Pyracarbolid	ND	0.04	0.125	Pyraclostrobin	ND	0.05	0.15
Pyrethrins (SUM) - LC	ND			Pyridaben	ND	0.05	0.2
Pyriproxyfen	ND	0.05	0.15	Quinoxifen	ND	0.033	0.1
Rotenone	ND	0.05	0.2	Spinosad (Sum)	ND	0.05	0.2
Spiromesifen	ND	0.04	0.125	Spirotetramat	ND	0.05	0.2
Spiroxamine	ND	0.05	0.15	Tebuconazole	ND	0.05	0.2
Tebuconazole	ND	0.05	0.15	Tebuconazole	ND	0.05	0.2
Tebufenozide	ND	0.05	0.15	Tebuthiuron	ND	0.04	0.125
Thiacloprid	ND	0.05	0.15	Thiamethoxam	ND	0.05	0.2
Thiobencarb	ND	0.05	0.2	Thiophanate-Methyl	ND	0.05	0.15
Tricyclazole	ND	0.05	0.15	Trifloxystrobin	ND	0.04	0.125
Triflumizole	ND	0.05	0.15	Uniconazole	ND	0.075	0.25
Vamidothion	ND	0.033	0.1	Zoxamide	ND	0.05	0.2



**NR** Not Reported  
**ND** Not Detected  
**<LOD** Below Lod  
**NT** Not Tested  
**LOD** Limit of Detection  
**LOQ** Limit of Quantification  
**DET** Detected below quantitation limit  
**CFU/g** Colony Forming Units per 1 gram  
**TNTC** Too Numerous to Count  
**mg/g** Milligrams per gram  
**ppm** Parts per million  
**µg/g** Microgram per gram  
**CFM** Confirmed on alternate method



Authorized Signature

*Kyle Shelton*

Kyle Shelton  
 Lab Manager  
 05/02/2022



\*This report shall not be reproduced except in full, without the written approval of the lab. This report is for informational purposes only and should not be used to diagnose, treat or prevent any disease. Results are only for samples and batches indicated. Measurement uncertainties available upon request. Reporting limits available upon request. Results are valid for 6 months from date reported, unless otherwise indicated.