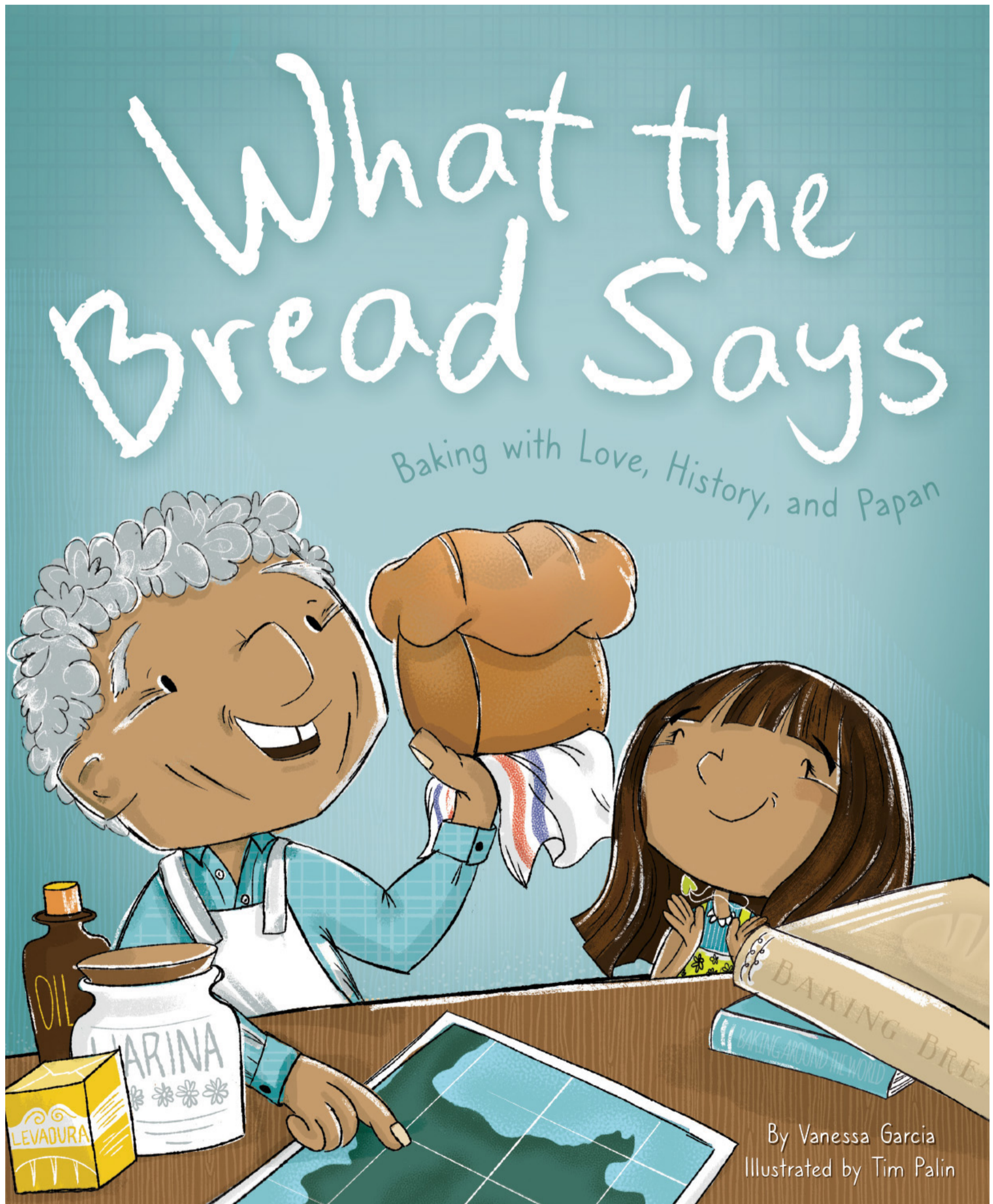


# WHAT THE BREAD SAYS

Readers Guide



Written by: Vanessa Garcia  
Readers guide by: Allie Szczecinski

# WHAT THE BREAD SAYS

## Table of Contents

**Page 3: Common Core Standards alignment**

**Page 4: Comprehension questions**

**Page 5: Family drawing**

**Page 6-8: Anchor charts**

**Page 9-10: Learning about France**

**Page 11-12: Learning about Cuba**

**Page 13-14: Learning about Israel**

**Page 15: Illustrate and Write**

**Page 16: Story retell**

**Page 17: Venn diagram**

**Page 18: Story map**

**Page 19-22: Writing prompts**

**Page 23-24: Dice reflection**

**Page 25: Story review**

**Page 26: About the author**

**Page 27-28: Terms of Use and creator page**

# WHAT THE BREAD SAYS

## Common Core Standards

### Key Ideas and Details:

**CCSS.ELA-LITERACY.RL.1.1** Ask and answer questions about key details in a text.

**CCSS.ELA-LITERACY.RL.1.2** Retell stories, including key details, and demonstrate understanding of their central message or lesson.

**CCSS.ELA-LITERACY.RL.1.3** Describe characters, settings, and major events in a story, using key details.

**CCSS.ELA-LITERACY.RL.2.1** Ask and answer such questions as who, what, where, when, why, and how to demonstrate understanding of key details in a text.

**CCSS.ELA-LITERACY.RL.2.2** Recount stories, including fables and folktales from diverse cultures, and determine their central message, lesson, or moral.

**CCSS.ELA-LITERACY.RL.2.3** Describe how characters in a story respond to major events and challenges.

**CCSS.ELA-LITERACY.RL.3.1** Ask and answer questions to demonstrate understanding of a text, referring explicitly to the text as the basis for the answers.

**CCSS.ELA-LITERACY.RL.3.2** Recount stories, including fables, folktales, and myths from diverse cultures; determine the central message, lesson, or moral and explain how it is conveyed through key details in the text.

**CCSS.ELA-LITERACY.RL.3.3** Describe characters in a story (e.g., their traits, motivations, or feelings) and explain how their actions contribute to the sequence of events.

# WHAT THE BREAD SAYS

## Comprehension Questions

### **BEFORE READING:**

Read the title and look at the cover. What might this story be about?

Do you think there will be talking bread in this book? Why or why not?

What type of bread is your favorite?

### **DURING READING:**

Do you ever bake or cook with your family? What do you make?

Have you ever heard of the dances Papan shares in the book? Look them up on the internet.

Does your family or community have any special dances?

What are they?

### **AFTER READING:**

Retell the story starting at the beginning.

What does it mean to meditate? Have you ever tried meditation?


What are some ways you can relate to this story?

What do the braids of the challah bread mean?



# WHAT THE BREAD SAYS

The girl and her Papan create bread together. What do you do with your family or community? Draw a picture to illustrate it.



# WHAT THE BREAD SAYS

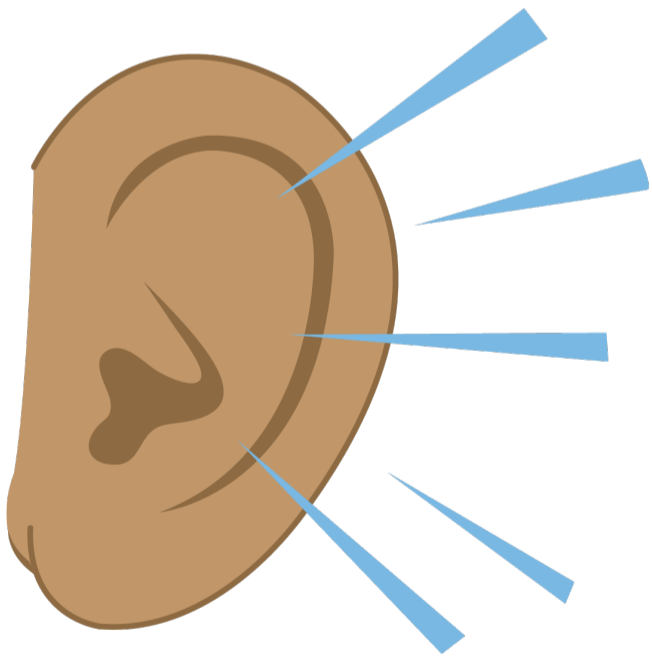
Create an anchor chart together with your class or small group. What does culture look like? Feel like? Sound like?



**Looks like**



**Feels like**

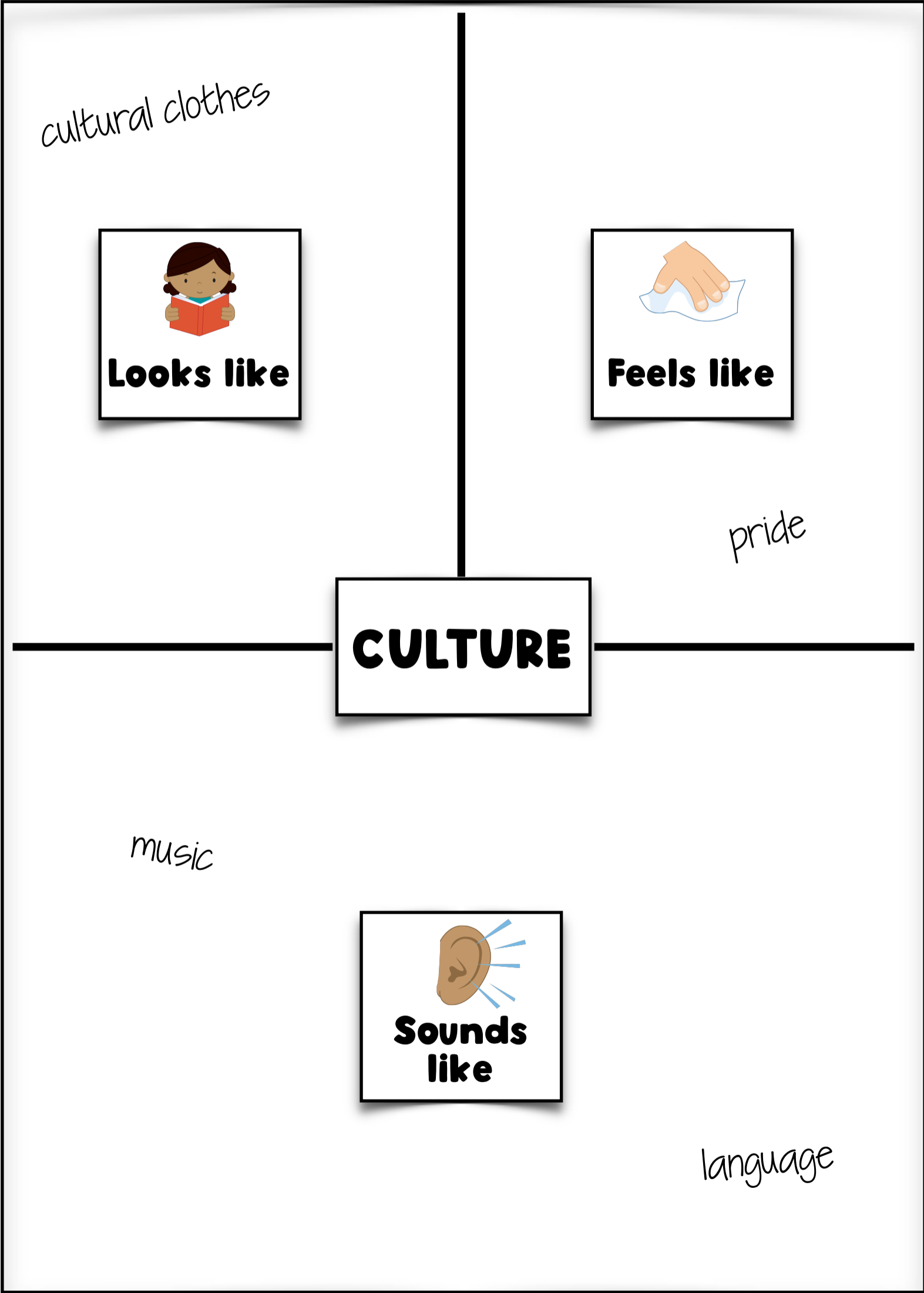


**Sounds like**

**CULTURE**

# WHAT THE BREAD SAYS

Anchor chart example



# WHAT THE BREAD SAYS

**Looks like**



**Feels like**



**Sounds like**



**CULTURE**



# WHAT THE BREAD SAYS

Papan lived in a city called Paris, in the country France. France is a country on the continent of Europe. He lived in Paris with his big brother. They learned to make bread called baguettes.



Papan and his brother had to leave France because of a war. They left to find safety.

# WHAT THE BREAD SAYS

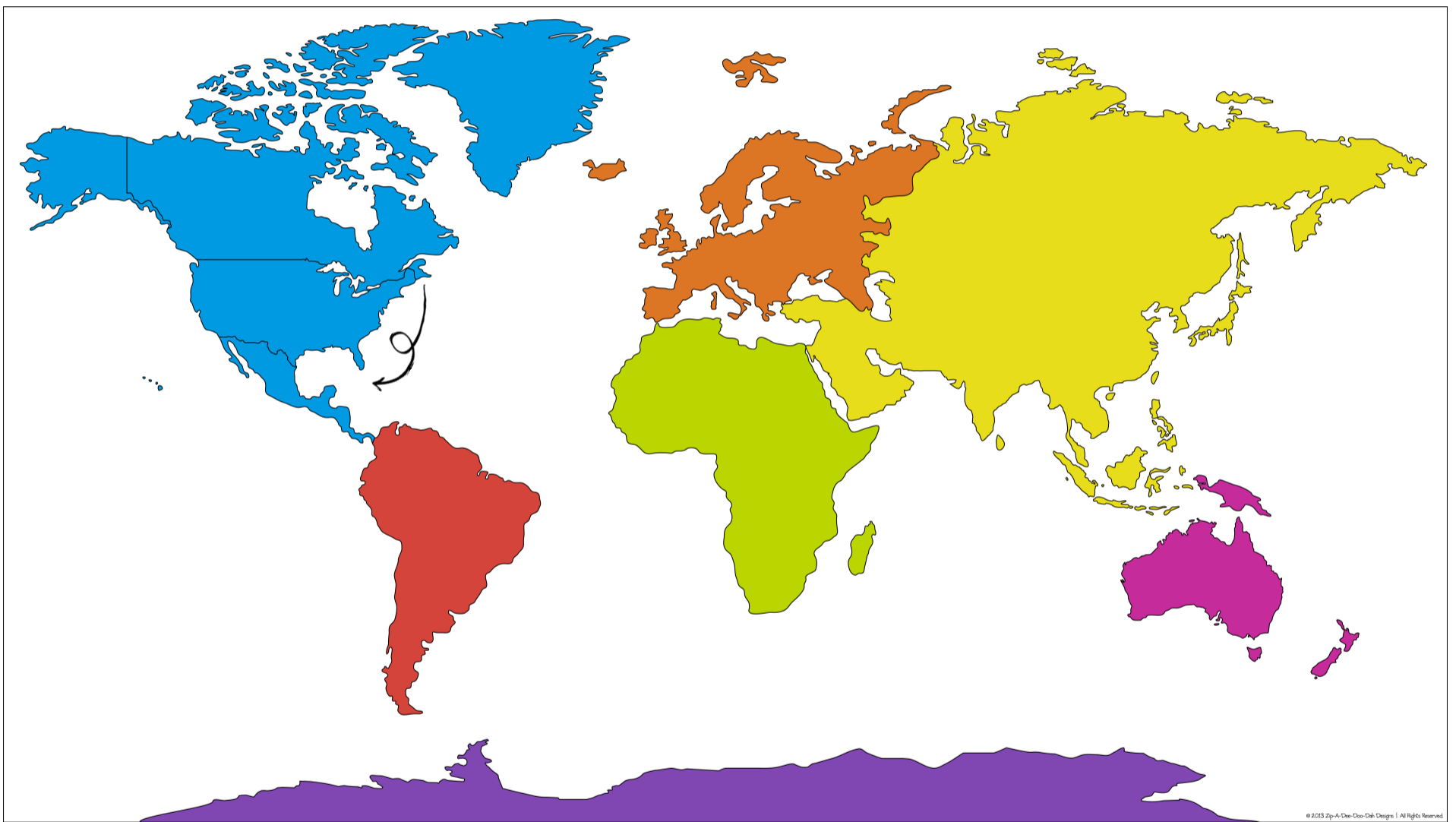
Papan lived in a city called Paris, in the country France. France is a country on the continent of Europe. He lived in Paris with his big brother. They learned to make bread called baguettes.



Papan and his brother had to leave France because of a war. They left to find safety.

# WHAT THE BREAD SAYS

Papan lived in country called Cuba. It is surrounded by the sea. In Cuba, he listened to a lot of music and danced. Papan made Cuban bread that was soft and sweet.



Papan and his family had to leave Cuba because they no longer felt free. They had to leave to find freedom.

# WHAT THE BREAD SAYS

Papan lived in country called Cuba. It is surrounded by the sea. In Cuba, he listened to a lot of music and danced. Papan made Cuban bread that was soft and sweet.



Papan and his family had to leave Cuba because they no longer felt free. They had to leave to find freedom.



# WHAT THE BREAD SAYS

Papan teaches his granddaughter to make Challah bread. This bread is made most commonly by Jewish people. Jewish people live all across the world.



Challah bread is made with three strands of dough that are braided. The strands stand for three important symbols: love, harmony, and history.

# WHAT THE BREAD SAYS

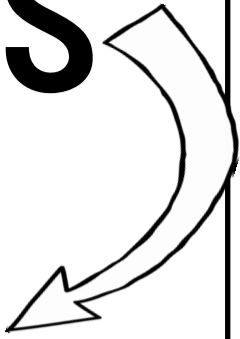
Papan teaches his granddaughter to make Challah bread. This bread is made most commonly by Jewish people. Jewish people live all across the world.



Challah bread is made with three strands of dough that are braided. The strands stand for three important symbols: love, harmony, and history.

# WHAT THE BREAD SAYS

Illustrate and write about what happened in the story.



CHARACTERS

---

---

---

SETTING

---

---

---

PROBLEM

---

---

---

SOLUTION

---

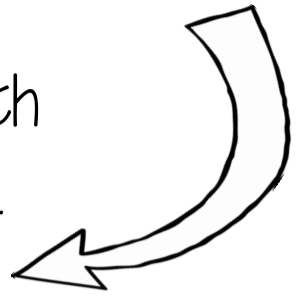
---

---

# WHAT THE BREAD SAYS

Story retell

Help retell the story with words and illustrations.



FIRST

FIRST...

THEN...

THEN

NEXT

NEXT...

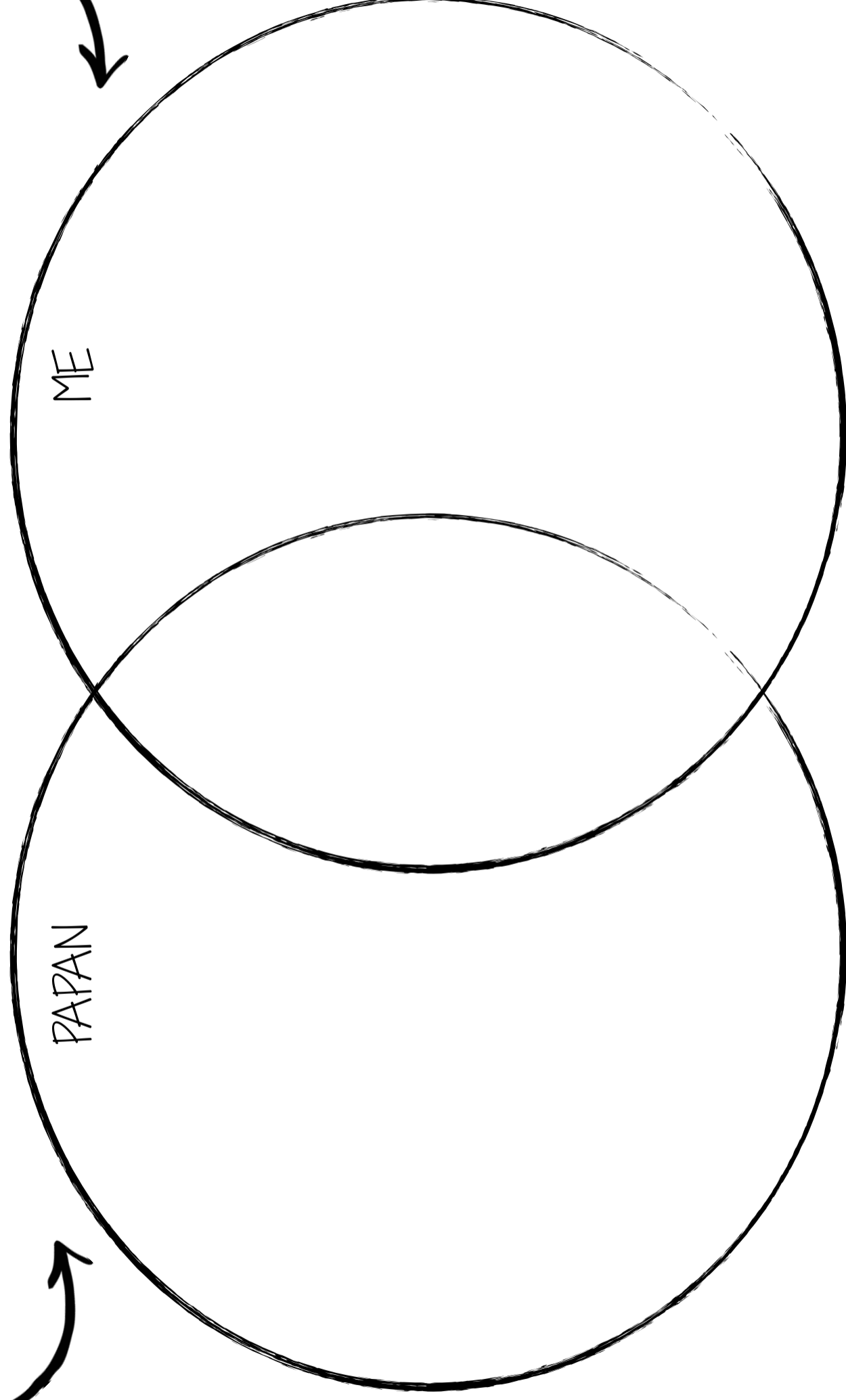
LAST...

LAST



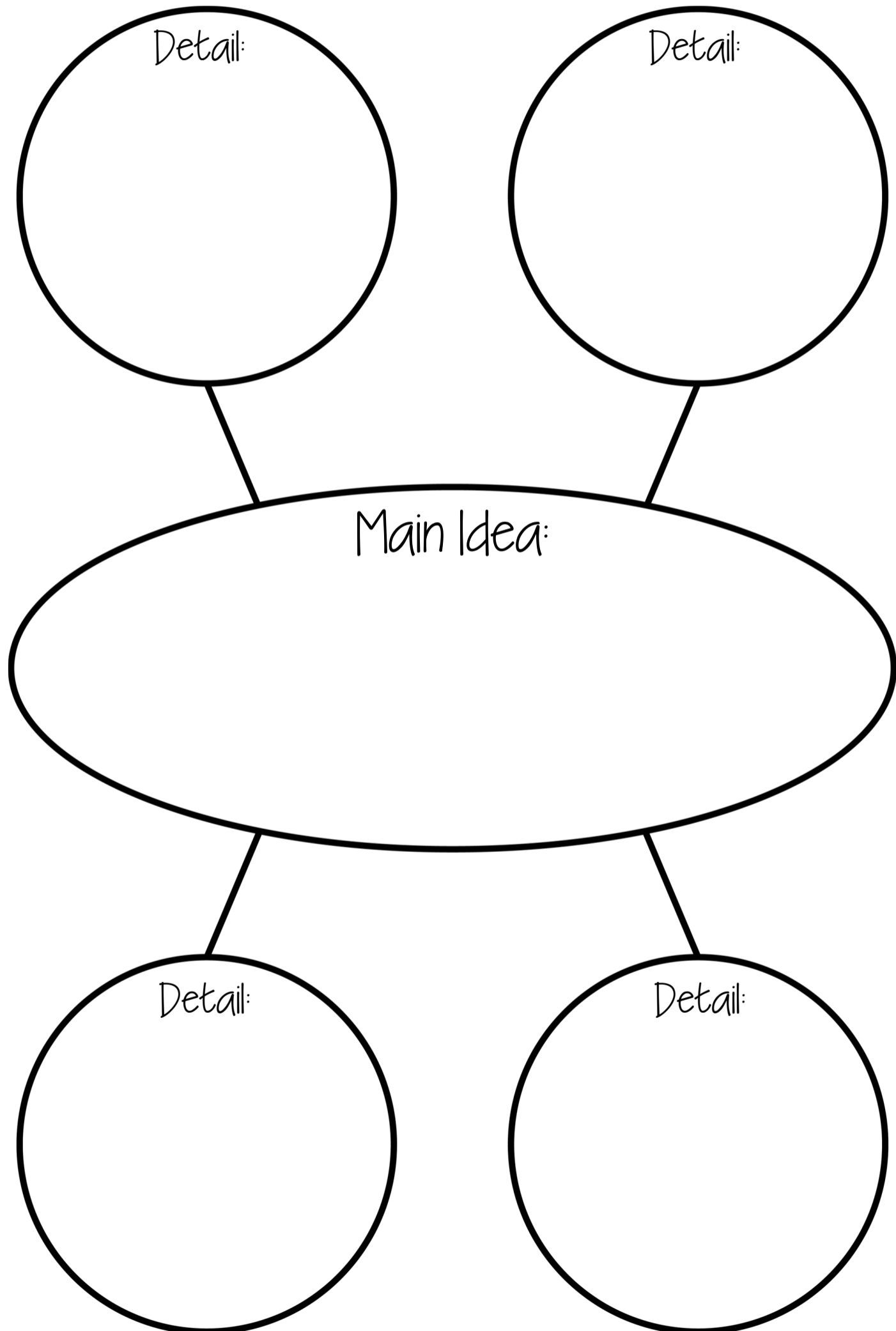
# WHAT THE BREAD SAYS

Use the Venn diagram to show the similarities and differences you have with Papan.



# WHAT THE BREAD SAYS

## Story Map



# WHAT THE BREAD SAYS

What lesson did the book teach you?

-----


-----

-----

-----

-----

-----



# WHAT THE BREAD SAYS

What are ways you can celebrate culture?

-----


-----

-----

-----

-----

-----





# WHAT THE BREAD SAYS

What are ways you can celebrate the culture of others?

-----

-----


-----

-----

-----

-----

-----



# WHAT THE BREAD SAYS

When is a time you had to be patient? Was it easy or hard?

-----

-----


-----

-----

-----

-----

-----



# WHAT THE BREAD SAYS

## Dice Reflection

### DIRECTIONS:

Cut out the dice. Glue or tape the flaps to create a cube. Roll the dice and answer the questions with a partner. If you're using the dice by yourself, use the next page to write a reflection to the question you roll.

What are 3 words you could use to describe Papan?

Why do you think Papan teaches his granddaughter through baking bread?

How does Papan celebrate culture?

What is one thing you do that's special with your family?


Baking requires patience. Why is it sometimes hard to be patient?

What is a personal connection you can make to this story?



# WHAT THE BREAD SAYS

## Story Review

My rating: 

This book made me feel:



I chose this rating and emotion because...

-----  
-----  
-----  
-----  
-----  
-----  
-----

# ABOUT THE AUTHOR

Vanessa Garcia



Vanessa is an author living in Miami, Florida. She has written and worked for Sesame Street, Dora the Explorer, and Caillou! In addition to writing books, Vanessa also writes plays, articles, and novels. She likes spending time baking bread with her son and daughter in their kitchen.


# TERMS OF USE:

THIS RESOURCE IS INTENDED FOR USE BY ONE CLASSROOM TEACHER. PERMISSION TO COPY FOR SINGLE CLASSROOM USE ONLY. ELECTRONIC DISTRIBUTION LIMITED TO SINGLE CLASSROOM USE ONLY. NOT FOR PUBLIC DISPLAY WITHOUT CREDIT GIVEN TO AUTHOR.

IF YOU WOULD LIKE TO SHARE WITH YOUR COLLEAGUES,  
PLEASE PURCHASE AN ADDITIONAL LICENSE.  
ALL RIGHTS RESERVED BY AUTHOR.

# CLIP ART & FONTS BY:





Behavioral and social emotional resources, tips, & tricks to help you teach & reach all of your learners.

[TPT](#)  
[FACEBOOK](#)  
[PINTEREST](#)  
[INSTAGRAM](#)  
[BLOG](#)  
[FREE RESOURCE](#)  
[LIBRARY](#)

**Allie is a wife, mom, special educator, children's book author, and social emotional learning coach. With a master's degree and over 12 years of professional experience, she is a go-to resource for educators everywhere!**