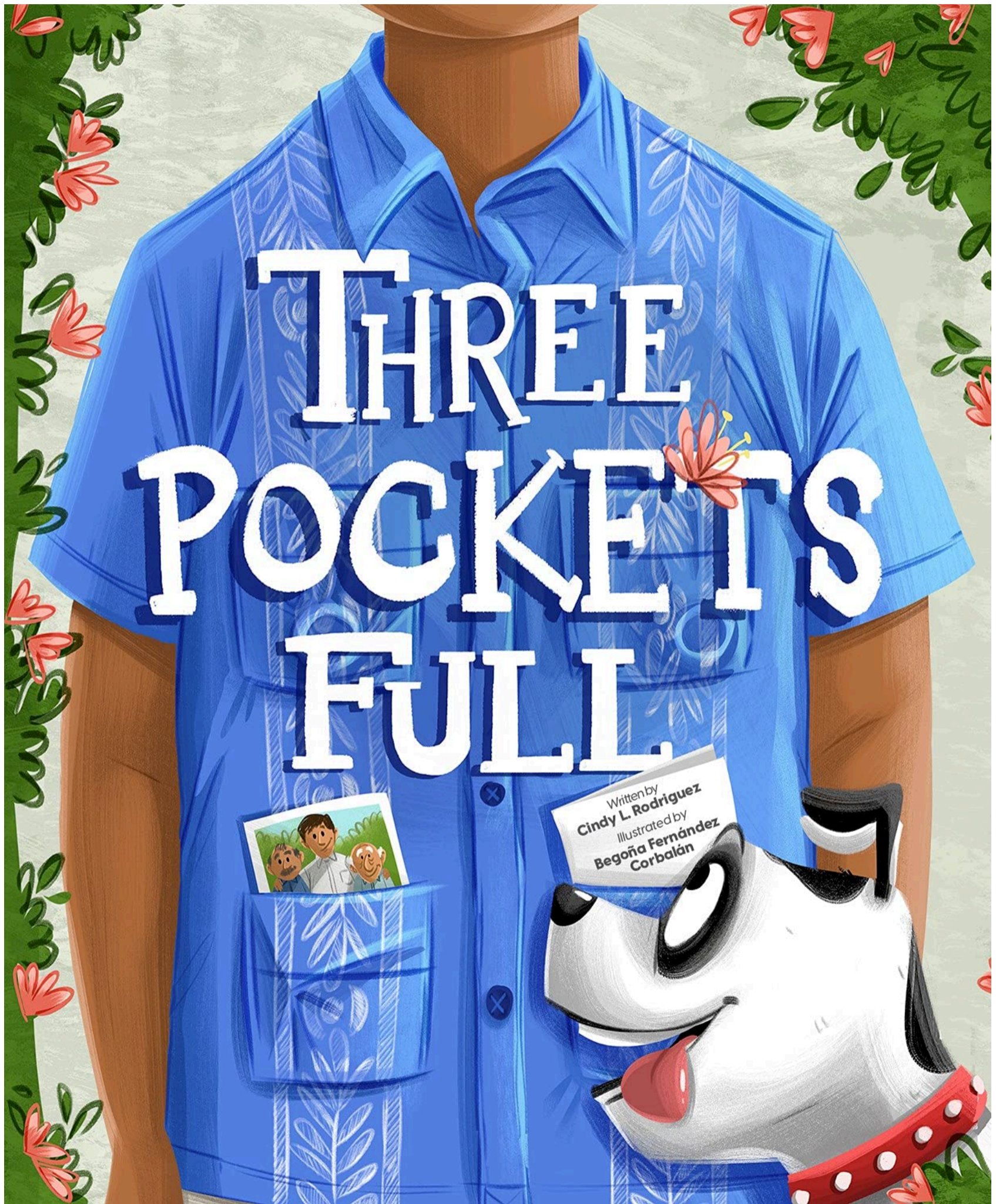


THREE POCKETS FULL

Readers Guide



Written by: Cindy L. Rodriguez
Readers guide by: Allie Szczecinski

THREE POCKETS FULL

Table of Contents

Page 3: Common Core Standards alignment

Page 4: Comprehension questions

Page 5: Traditions drawing

Page 6: 4 pockets drawing

Page 7-9: Design your own guayabera

Page 10: Illustrate and write

Page 11: Story retell

Page 12: Venn diagram

Page 13: Story map

Page 14: The lesson

Page 15-16: Dice reflection

Page 17-19: Coloring affirmation pages

Page 20: Story review

Page 21: About the author

Page 22-23: Terms of Use and creator page

THREE POCKETS FULL

Common Core Standards

Key Ideas and Details:

CCSS.ELA-LITERACY.RL.1.1 Ask and answer questions about key details in a text.

CCSS.ELA-LITERACY.RL.1.2 Retell stories, including key details, and demonstrate understanding of their central message or lesson.

CCSS.ELA-LITERACY.RL.1.3 Describe characters, settings, and major events in a story, using key details.

CCSS.ELA-LITERACY.RL.2.1 Ask and answer such questions as who, what, where, when, why, and how to demonstrate understanding of key details in a text.

CCSS.ELA-LITERACY.RL.2.2 Recount stories, including fables and folktales from diverse cultures, and determine their central message, lesson, or moral.

CCSS.ELA-LITERACY.RL.2.3 Describe how characters in a story respond to major events and challenges.

CCSS.ELA-LITERACY.RL.3.1 Ask and answer questions to demonstrate understanding of a text, referring explicitly to the text as the basis for the answers.

CCSS.ELA-LITERACY.RL.3.2 Recount stories, including fables, folktales, and myths from diverse cultures; determine the central message, lesson, or moral and explain how it is conveyed through key details in the text.

CCSS.ELA-LITERACY.RL.3.3 Describe characters in a story (e.g., their traits, motivations, or feelings) and explain how their actions contribute to the sequence of events.

THREE POCKETS FULL

Comprehension Questions

BEFORE READING:

Read the title and look at the cover. What might this story be about?

What traditions do you celebrate in your family or community?

Have you ever had to do or wear something that you didn't want to?

What happened?

Why is it important to share about what you're feeling?

DURING READING:

Beto says he doesn't want to go to the wedding or wear the guayabera. Why do you think he doesn't want to wear it or go to the wedding?

What are some of the ways Beto tries to get rid of the guayabera?

Do you think they're good ideas? Why or why not?

How do you think Beto feels each time the guayabera ends up back in his bedroom?

How do you think Beto's mami is feeling every time she sees Beto trying to get rid of the guayabera? Why?

AFTER READING:

Retell the story starting at the beginning.

What time in the story do you think Beto was feeling afraid?



What are some words you could use to describe Beto's mami?

At the end of the story, Beto attends the wedding and wears the guayabera. Why do you think he did that? How did his feelings change?

THREE POCKETS FULL

Beto's family follows traditions.

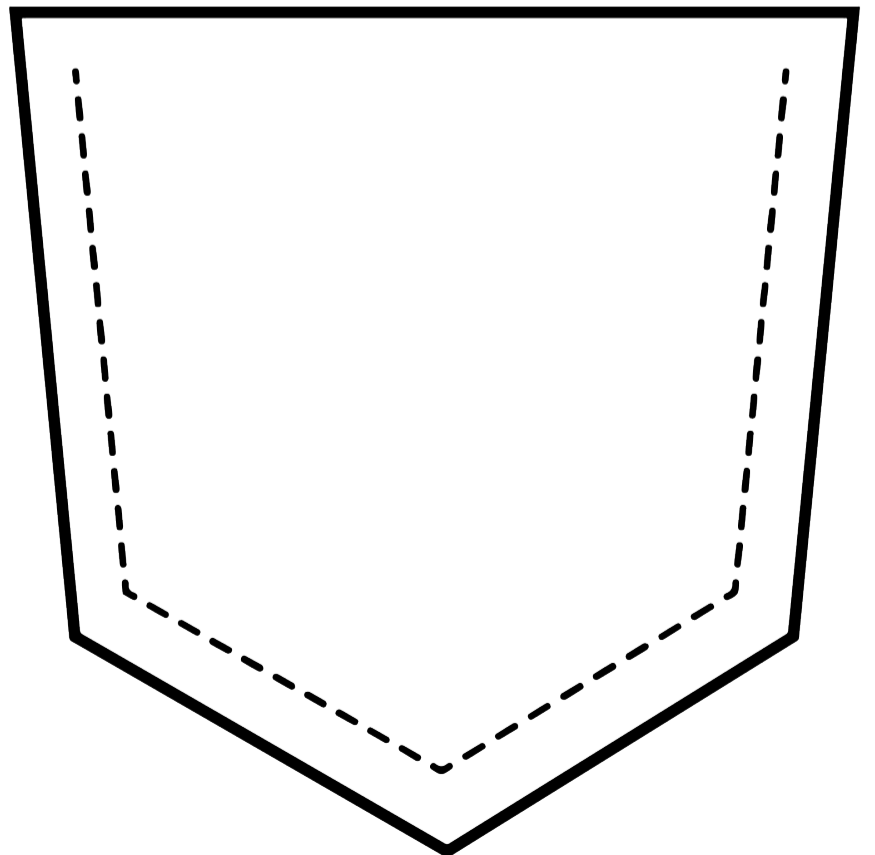
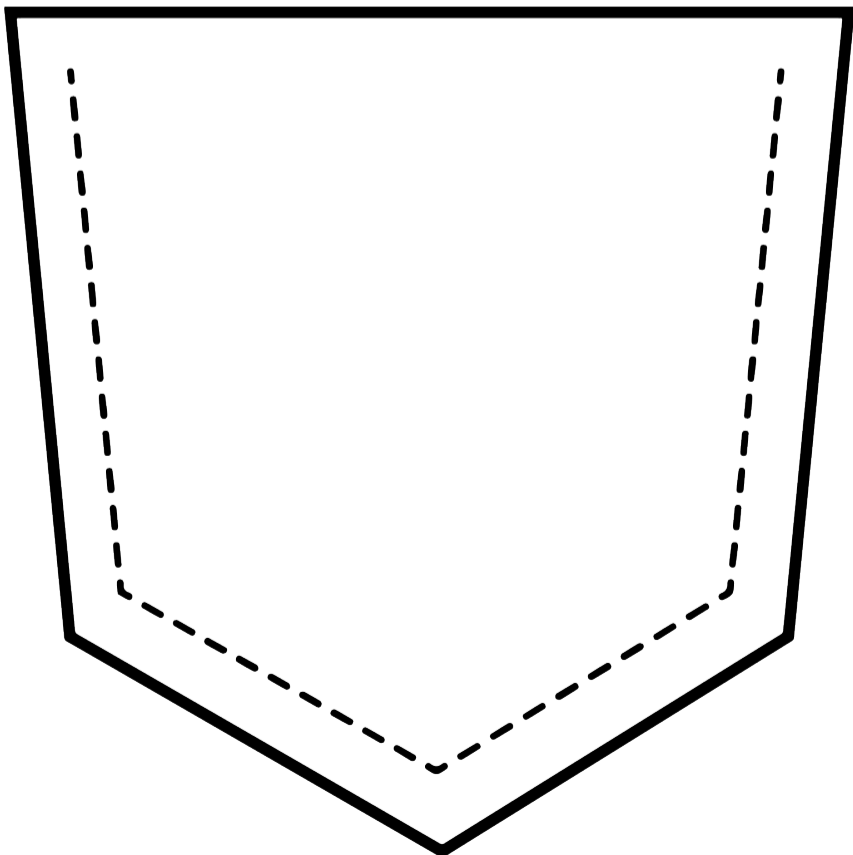
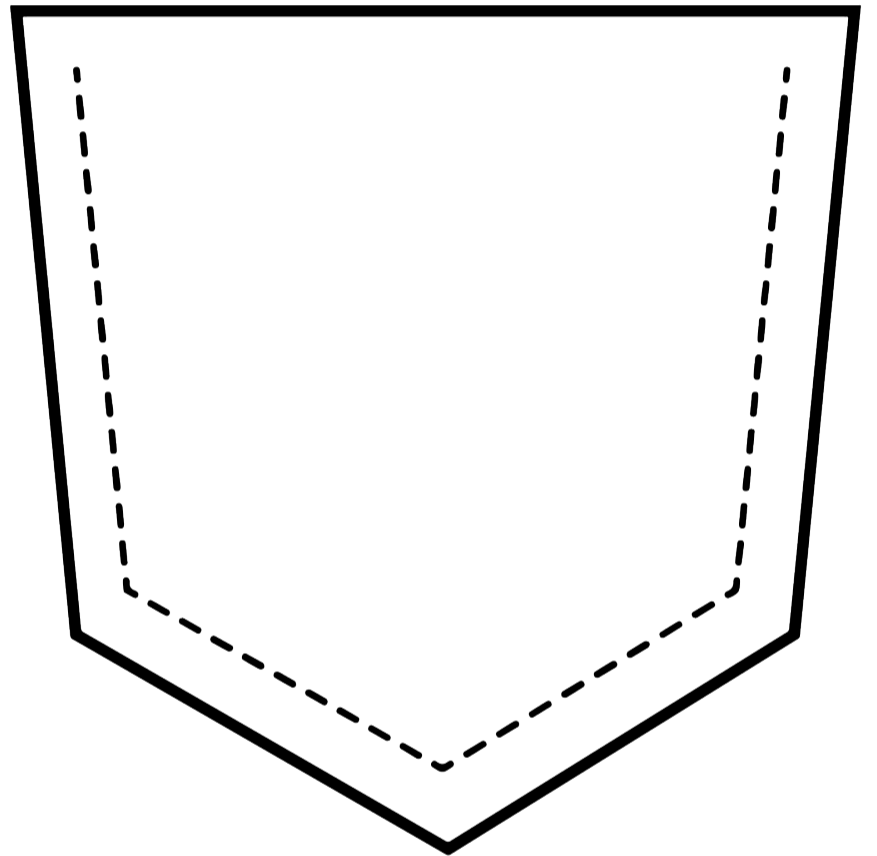
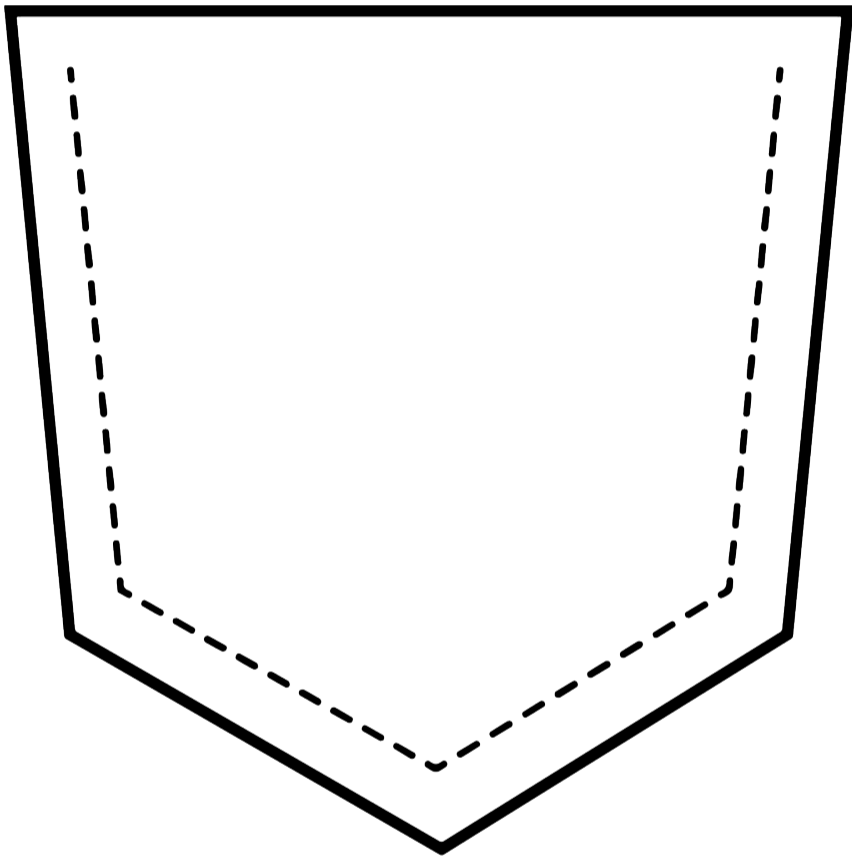
Draw a picture of a tradition you celebrate with your family or community.



THREE POCKETS FULL



There are 4 pockets on a guayabera.
If you had 4 pockets on your shirt, what would
you keep in them? Draw a picture or write words
to show your answers.

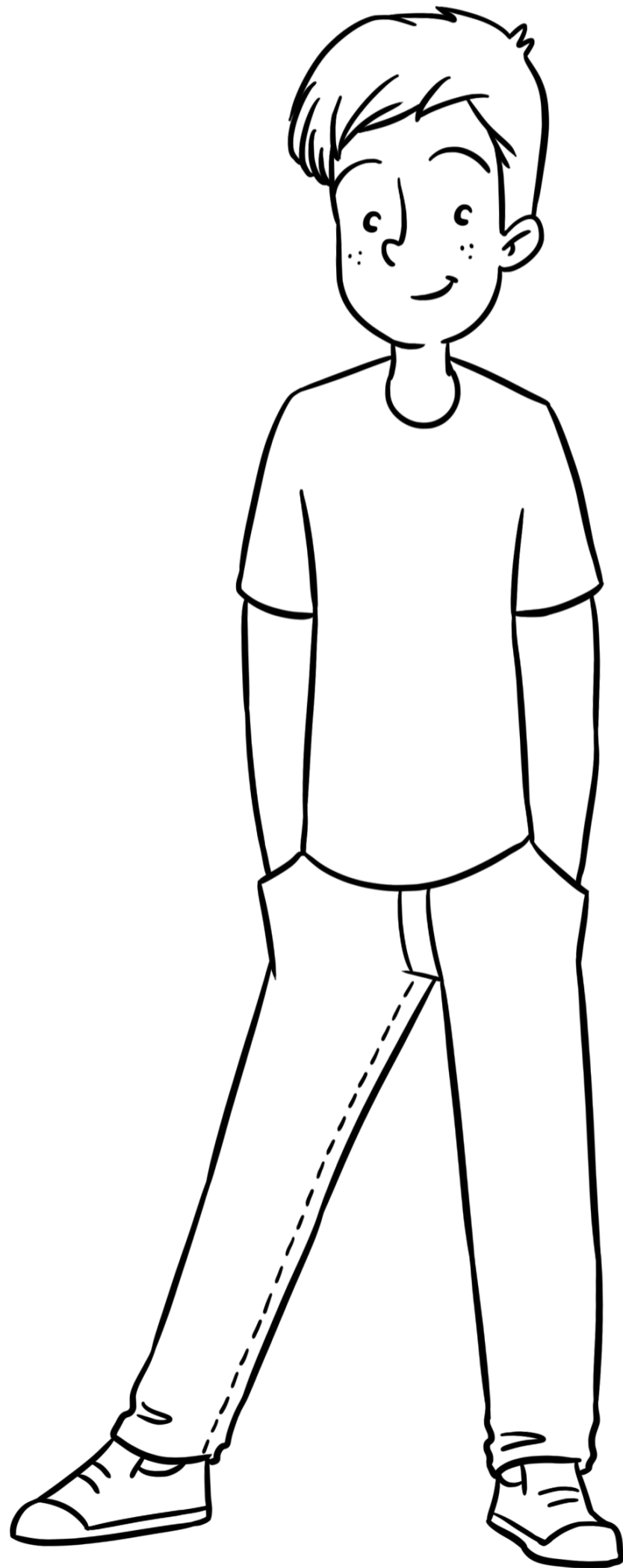


THREE POCKETS FULL

A guayabera is a shirt that celebrates Latin American culture.

What is special about your culture, family, and community?

Design your own shirt that reflects that culture.




THREE POCKETS FULL

A guayabera is a shirt that celebrates Latin American culture.

What is special about your culture, family, and community?

Design your own shirt that reflects that culture.

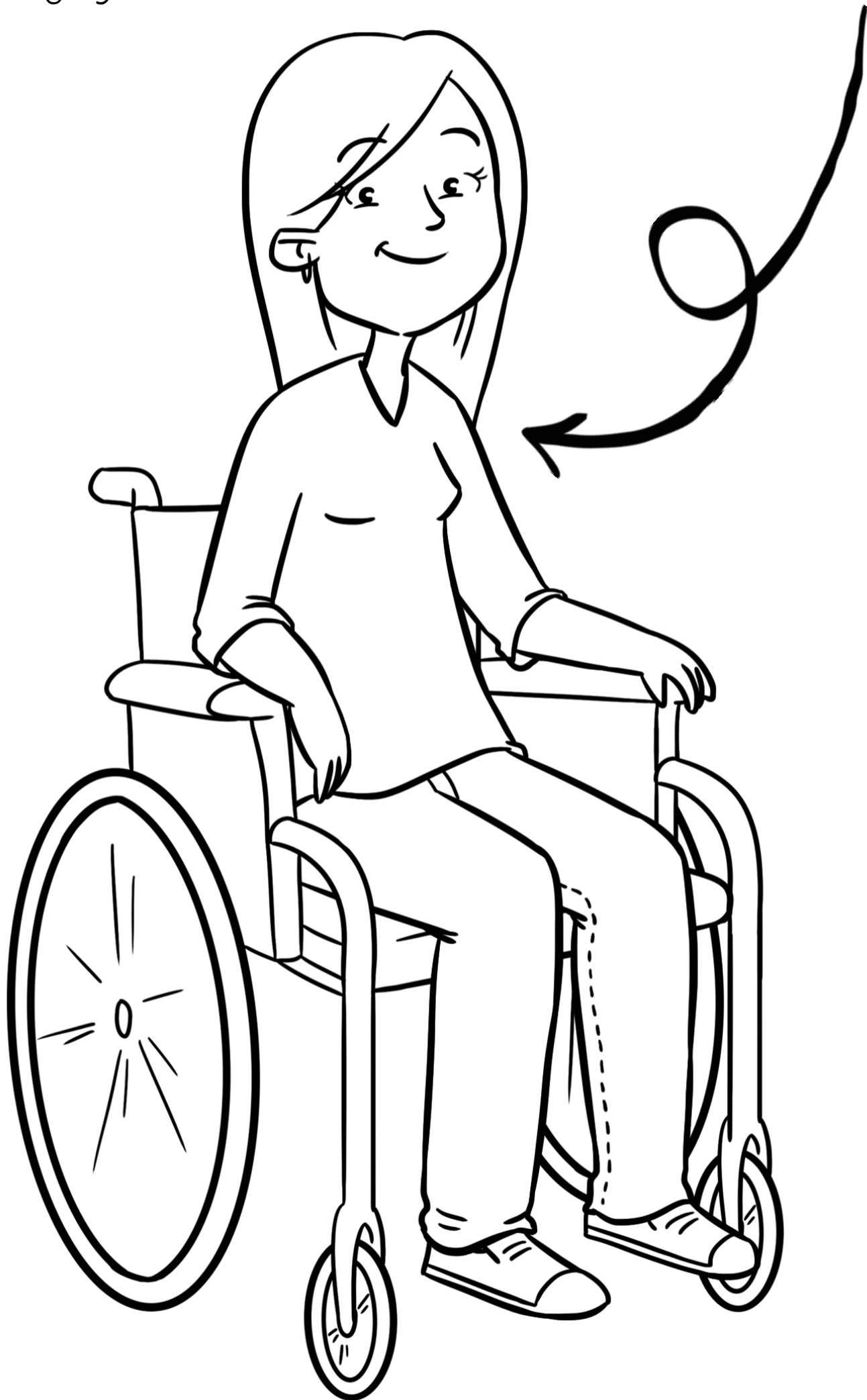


THREE POCKETS FULL

A guayabera is a shirt that celebrates Latin American culture.

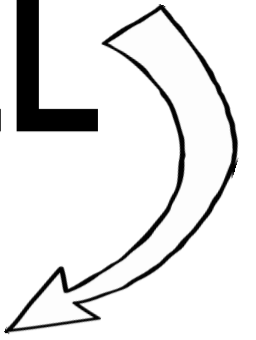
What is special about your culture, family, and community?

Design your own shirt that reflects that culture.



THREE POCKETS FULL

Illustrate and write about what happened in the story.



CHARACTERS

SETTING

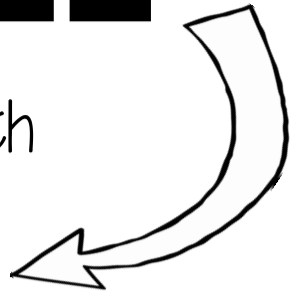
PROBLEM

SOLUTION

THREE POCKETS FULL

Story retell

Help retell the story with words and illustrations.



FIRST

FIRST...

THEN...

THEN

NEXT

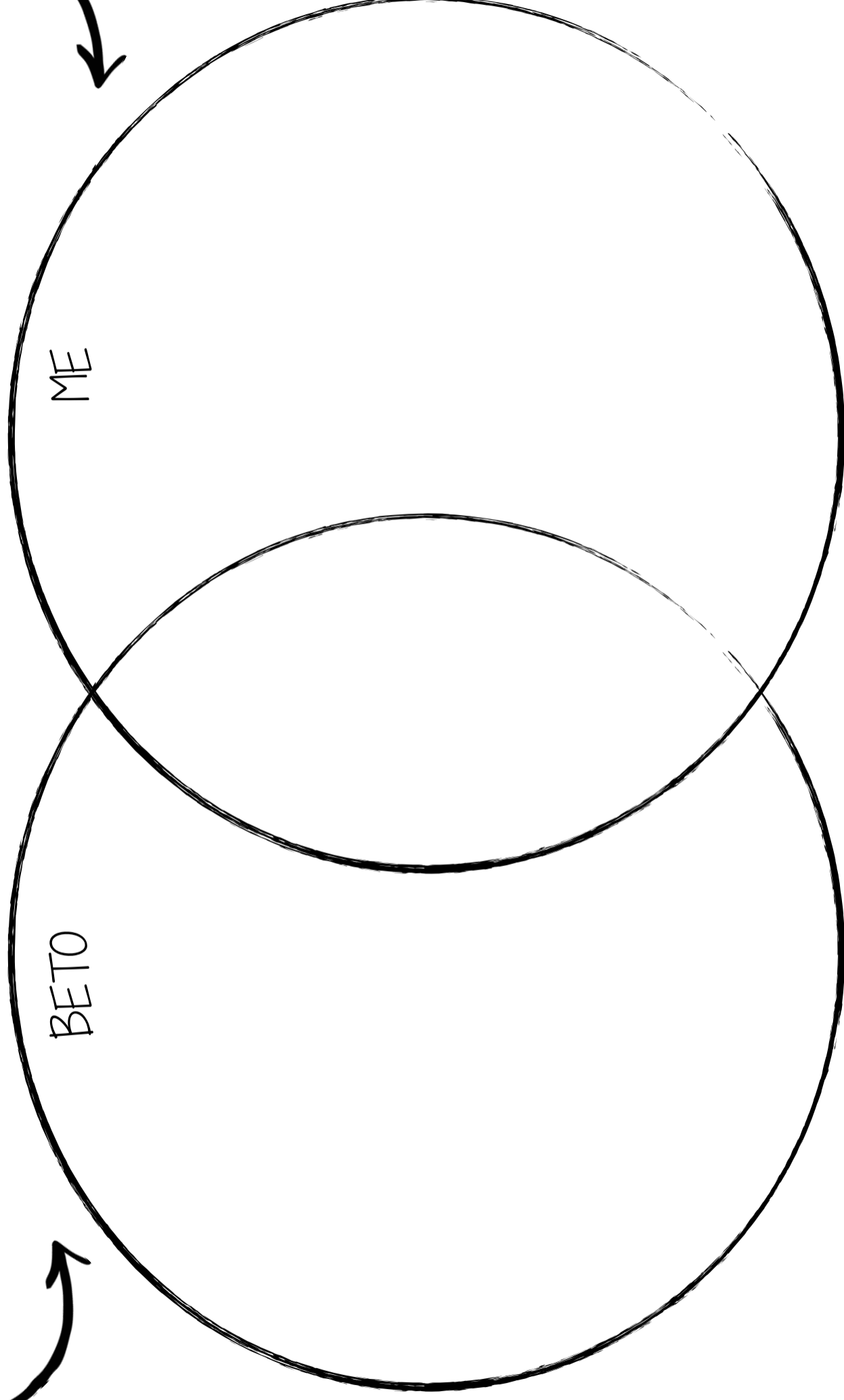
NEXT...

LAST...

LAST

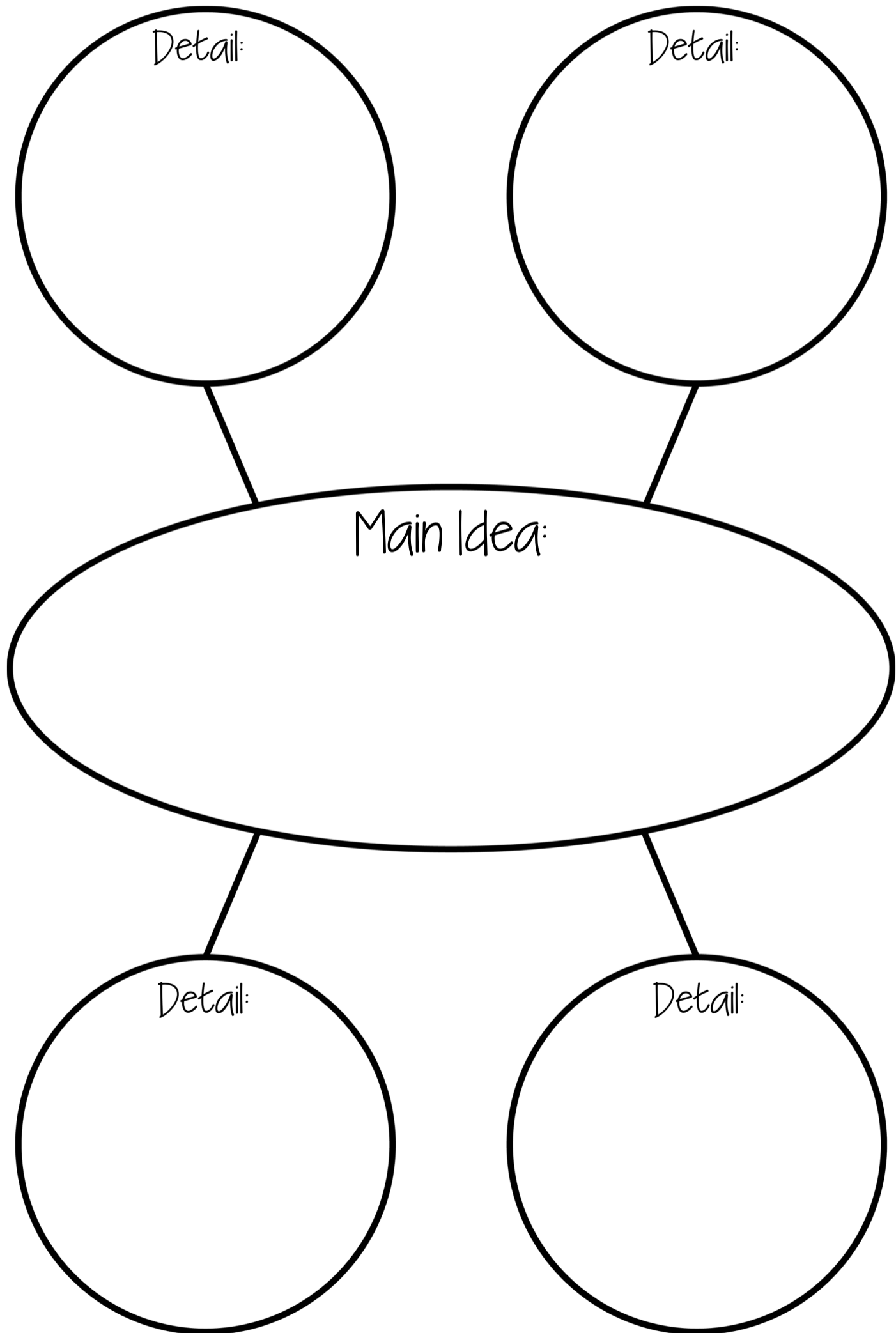
THREE POCKETS FULL

Use the Venn diagram to show the similarities and differences you have with Beto.



THREE POCKETS FULL

Story Map



THREE POCKETS FULL

What lesson did the book teach you?

THREE POCKETS FULL

Dice Reflection

DIRECTIONS:

Cut out the dice. Glue or tape the flaps to create a cube. Roll the dice and answer the questions with a partner. If you're using the dice by yourself, use the next page to write a reflection to the question you roll.

What might be a reason Beto doesn't want to go to the wedding?

Think of another way that Beto could have tried to get rid of his guayabera.

Name 3 emotions Beto felt during the story. Why did you choose those?

Beto left one of his pockets empty. Why? What might he put in it?

Beto changes his mind at the end of the story. Why?


How do you think Beto's mom is feeling during the story? What makes you think this?

MY


CULTURE

IS


IMPORTANT



**EVERY
EMOTION
MATTERS.**




**FAMILY IS
EVERYTHING.**



THREE POCKETS FULL

Story Review

My rating: 

This book made me feel:



I chose this rating and emotion because...

ABOUT THE AUTHOR

Cindy L. Rodriguez



Cindy is the author of many other books, but Three Pockets Full is her first picture book. Her first job was being an award winning reporter for news outlets. In 2000, Cindy became a teacher in Connecticut. She is a founder of Latinxs in Kid Lit, a blog that celebrates children's literature by, for, and about Latinxs. Cindy is currently a middle school reading specialist in Connecticut, where she lives with her family.

FONTS BY:



CLIP ART:





*Behavioral and social
emotional resources, tips, &
tricks to help you teach &
reach all of your learners.*

TPT

FACEBOOK

PINTEREST

INSTAGRAM

BLOG

JOIN MY EMAIL LIST & GET SOME FREEBIES

TERMS OF USE:

THIS RESOURCE IS INTENDED FOR USE BY ONE CLASSROOM TEACHER.

PERMISSION TO COPY FOR SINGLE CLASSROOM USE ONLY.

ELECTRONIC DISTRIBUTION LIMITED TO SINGLE CLASSROOM USE ONLY.

NOT FOR PUBLIC DISPLAY WITHOUT CREDIT GIVEN TO AUTHOR.

**IF YOU WOULD LIKE TO SHARE WITH YOUR COLLEAGUES, PLEASE PURCHASE
AN ADDITIONAL LICENSE.**

ALL RIGHTS RESERVED BY AUTHOR.