


THE TIME MACHINE

Reader's Guide

Student Name: _____



Book by Pauline David-Sax & Melquea Smith
Reader's Guide by Elizabeth Mundt

THE TIME MACHINE

Table of Contents

- Page 1: Story Elements
- Page 2: Event Sequencing
- Page 3: Main Idea & Key Details
- Page 4: Book Review
- Page 5-6: My Own Time Machine
- Page 6: Talk It Out
- Page 7: Action/Apology Matching Game
- Page 8: Word Search
- Page 9: Who Said It?
- Page 10: Character Traits/Analysis
- Who Said It?
- Page 11: Creator Page
- Page 12: Reader's Guide Credits



THE TIME MACHINE

Story Elements

Illustrate and write about the story in the boxes below.

CHARACTERS

SETTING

PROBLEM

SOLUTION




THE TIME MACHINE



Event Sequencing

Retell the story by writing details or drawing on the story board below.


FIRST




NEXT



THEN



LAST



THE TIME MACHINE

Main Idea & Key Details

DETAIL:

DETAIL:

MAIN IDEA:

DETAIL:




THE TIME MACHINE

Book Review

MY RATING:

Fill in the stars with your rating of this book!



MY THOUGHTS:

Share why you gave the book this rating.

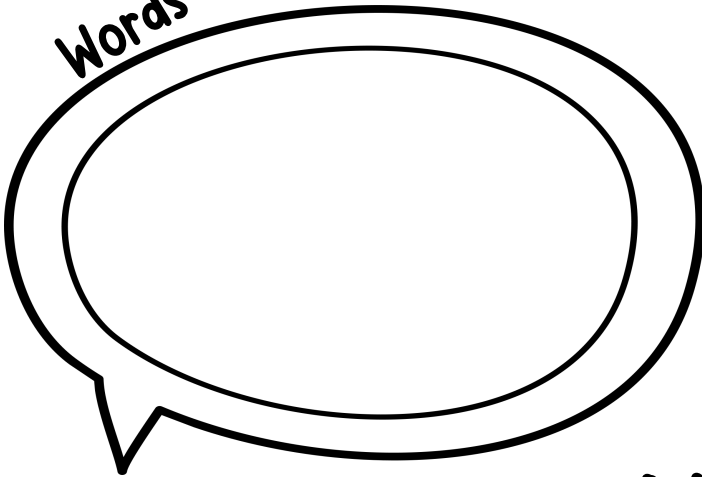


THE TIME MACHINE


Character Analysis

Directions: Complete the graphic organizer. Write Bailey's words, thoughts, and actions in the shapes below.

Words




Thoughts



Actions

BAILEY



Based on Bailey's words, thoughts, and actions in the story, describe her character traits. What kind of person is she?



THE TIME MACHINE

Who Said It?

Draw a line between the quotation from the book and the character who said it - Bailey or Nia?

"It's C-H-I-N-E"

"Your handwriting is
neater than mine.
Would you-?"



"I shouldn't have
said it. I'm sorry."

"King Tut,
here we come!"



THE TIME MACHINE

The 4 Step Apology

Everyone has said or done something they wish they hadn't. Apologizing is a good way to make things right. The **4 Step Apology** is one way to say "I'm sorry." Read the example scenario, and fill out each of the steps below with what you'd say.

SCENARIO:


Your friend tripped and fell, and you laughed. You feel bad about it and know you should apologize.

STEP ONE: "I'm sorry for..."

STEP TWO: "It was wrong because..."

STEP THREE: "Next time, I will..."

STEP FOUR: "Can I do anything to make it better?"



THE TIME MACHINE

Action/Apology Matching Game

Cut out the cards below. On the following page, read the three scenarios. Then, glue the cards where they belong according to the 4 Step Apology.

Can I do anything to make it better?

I'm sorry for saying something unkind to you.

Next time, I will leave your things alone.

It was wrong because you didn't want a hug.

It was wrong because the chips were yours, and I shouldn't have taken them.

Can I do anything to make it better?

Next time I will think before I speak and use kind words only.

I'm sorry for giving you a hug without asking.

It was wrong because my words hurt you, and I shouldn't have said them.

Next time I will ask before hugging you.

Can I do anything to make it better?

I'm sorry I took your chips from your lunch bag.



THE TIME MACHINE

Action/Apology Matching Game

SCENARIO 1:

You hugged a classmate without asking, and they didn't like it.

Glue Step 1 here

Glue Step 2 here

Glue Step 3 here

Glue Step 4 here

SCENARIO 2:

You said something unkind to your little brother and hurt his feelings.

Glue Step 1 here

Glue Step 2 here

Glue Step 3 here

Glue Step 4 here

SCENARIO 3:

You took a bag of chips from a classmate's lunch bag.

Glue Step 1 here

Glue Step 2 here

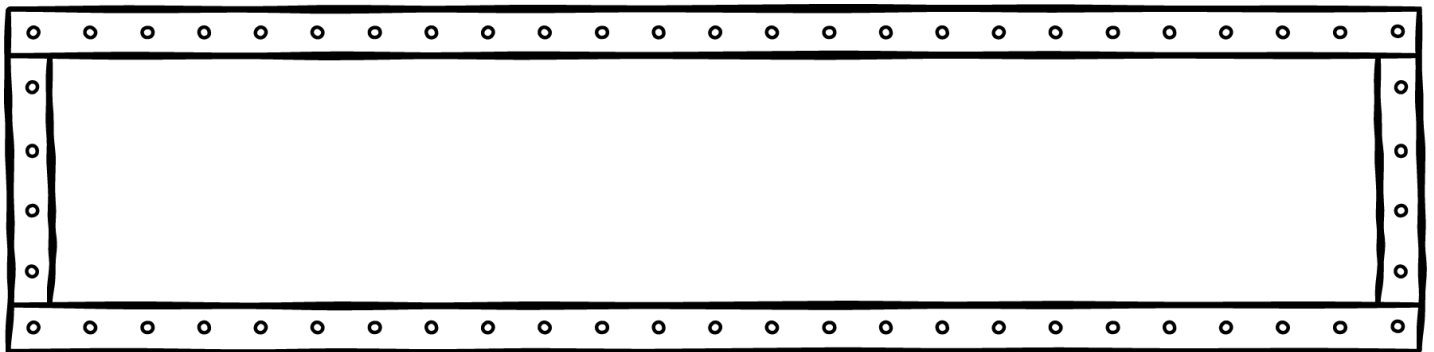


Glue Step 3 here



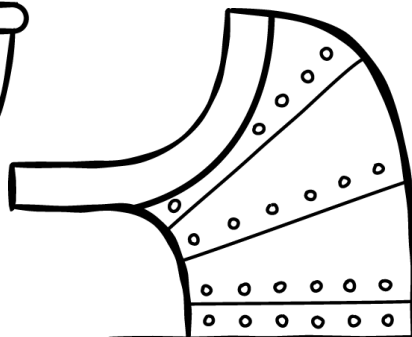


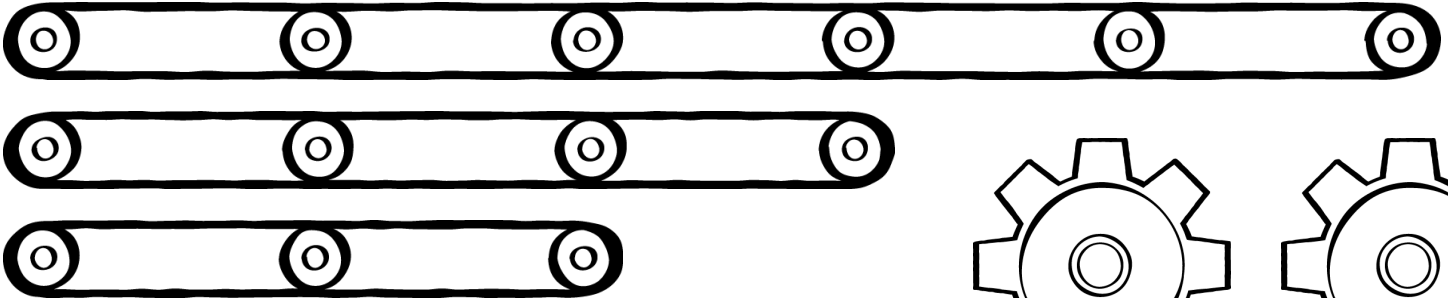
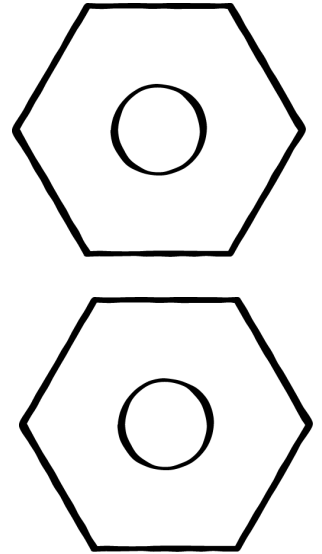

Glue Step 4 here

THE TIME MACHINE

My Own Time Machine

Design your own time machine! Cut out the pieces below. Glue them to a new piece of construction or paper to create your design. You can also choose to draw your design instead!





THE TIME MACHINE

Word Search

P E A N C I E N T E G Y P T O
I L U S J M R M L L Q T Q V Q
I R L O H M S V Y J W E R B N
T I R F Y G M Q A G W E U A C
I F G A T H U R S D A Y N I U
M F I V F H L H G S S I N L H
E N Y V E R A A R D O T N E Q
M G G S J T I P A Q Z R C Y B
A N A G Y H S E O H O X R U U
C I G N M C T B N L U E S Y I
H A M B C Q D D V D O Q D J L
I H Z W R V Y B Z L S G J P D
N B X K M A Y O G E O H I A Y
E G D F R W A F C O A L I Z H
G X W U D Z N J Q D T F Y P E

Find and circle these words!

TIME MACHINE

APOLOGIZE

BAILEY

FRIENDSHIP

THURSDAY

BUILD

SORRY

NIA

ANCIENT EGYPT



THE TIME MACHINE

Creator Page

HELLO, I'M ELIZABETH!

I am a mom, educator, and content creator specializing in children's books. I am especially passionate about inclusive kid lit, especially social-emotional learning (SEL) titles that have useful applications in kids' lives. I hope you enjoy this Readers' Guide as much as I enjoyed creating it!



You can find me (Elizabeth) on social media
@thekidlitmama and at thekidlitmama.com.



THE TIME MACHINE

Reader's Guide Credits

Photo credit:

Photo by [Joey Nicotra](#) on [Unsplash](#)

Photo by [Caspar Rae](#) on [Unsplash](#)

Photo by [Rock Staar](#) on [Unsplash](#)

Photo by [Yves Alarie](#) on [Unsplash](#)

Google Maps

Icon credit:

Frame by Studio GLD from Noun Project

Eye by Silviu Ojog from Noun Project

Brain by Meaghan Hendricks from Noun Project

think by Kirby Wu from Noun Project

Ear by Vectors Market from Noun Project

Favorite by andrewcaliber from Noun Project

doodle by Kyle Tezak Noun Project

