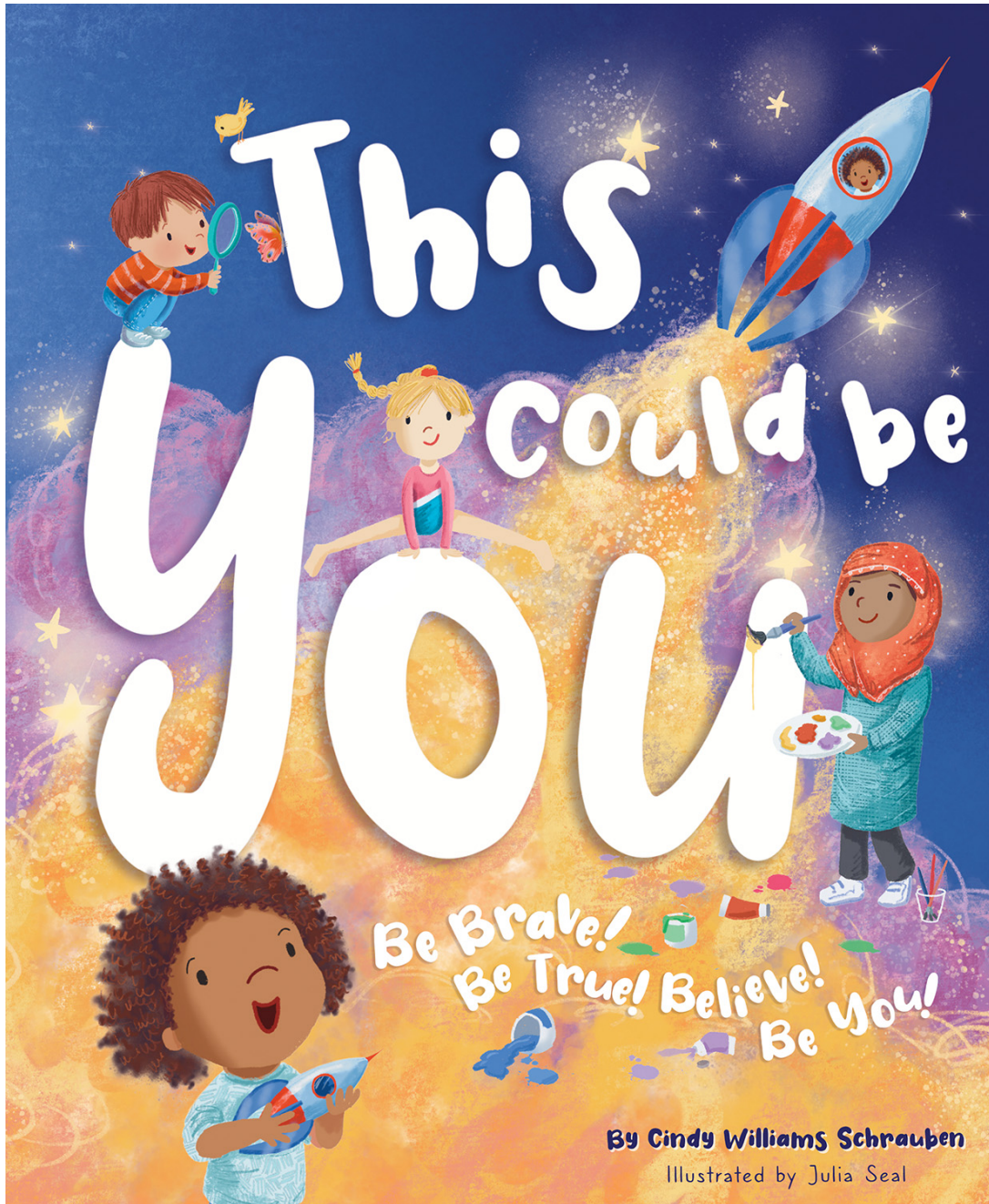


READERS' GUIDE:

This Could Be YOU



WRITTEN BY: CINDY WILLIAMS SCHRAUBEN
READERS' GUIDE CREATED BY: GLADYS APPLETON

THIS COULD BE YOU

TABLE OF CONTENTS

Pg. 3: **Common Core Standards**

Pg. 4: **Comprehension Questions**

Pgs. 5-12: **Fixed & Growth Mindset Posters**

Pg. 13: **Fixed & Growth Mindset Sorting Headers**

Pgs. 14-15: **Fixed & Growth Mindset Sorting Cards**

Pg. 16: **Growing My Brain**

Pgs. 17-18: **The Power of Yet**

Pg. 19: **I Can Have a Growth Mindset**

Pgs. 20-21: **My Mindset**

Pg. 22: **In This Classroom Bulletin Board Headers**

Pgs. 23-26: **Growth Mindset Bulletin Board Posters**

Pg. 27: **Setting Anchor Chart**

Pgs. 28-29: **Identify the Settings Activity**

Pg. 30: **Verbs Anchor Chart**

Pg. 31: **Verbs Activity**

Pgs. 32-33: **I Can Make My Brain Stronger By...**

Writing Prompt

Pgs. 34-35: **How Can I Develop a Growth Mindset?**

Writing Prompt

Pg. 36: **About the Author**

Pg. 37: **About the Illustrator**

Pgs. 38-39: **Thank You and Terms of Use**



THIS COULD BE YOU

COMMON CORE STANDARDS

[CCSS.ELA-LITERACY.RL.1.1](#)

Ask and answer questions about key details in a text.

[CCSS.ELA-LITERACY.RL.1.2](#)

Retell stories, including key details, and demonstrate understanding of their central message or lesson.

[CCSS.ELA-LITERACY.RL.1.3](#)

Describe characters, settings, and major events in a story, using key details.

[CCSS.ELA-LITERACY.RL.2.1](#)

Ask and answer such questions as who, what, where, when, why, and how to demonstrate understanding of key details in a text.

[CCSS.ELA-LITERACY.RL.2.2](#)

Recount stories, including fables and folktales from diverse cultures, and determine their central message, lesson, or moral.

[CCSS.ELA-LITERACY.RL.2.3](#)

Describe how characters in a story respond to major events and challenges.

[CCSS.ELA-LITERACY.RL.3.1](#)

Ask and answer questions to demonstrate understanding of a text, referring explicitly to the text as the basis for the answers.

[CCSS.ELA-LITERACY.RL.3.2](#)

Recount stories, including fables, folktales, and myths from diverse cultures; determine the central message, lesson, or moral and explain how it is conveyed through key details in the text.

[CCSS.ELA-LITERACY.RL.3.3](#)

Describe characters in a story (e.g., their traits, motivations, or feelings) and explain how their actions contribute to the sequence of events.



THIS COULD BE YOU

COMPREHENSION QUESTIONS

BEFORE READING:

- Look at the cover and the title of the book. What do you think this book will be about?
- What are you wondering about as you look at the cover and back of the book?
- What characters do you think might be in this story?
- Have you heard of the phrase “growth mindset”?

DURING READING:

- Is there a main character in this book?
- What is the setting in this book?
- Does the setting change throughout the book? How do you know?
- What is the message the author is trying to share with you?
- Why are some words in bold typeface and others aren't?

AFTER READING:

- What is the main message of this story?
- What does the author want you to think about?
- What is your favorite page in this book? Why?
- How do the illustrations in the book make you feel?
- Learning new things can be hard sometimes. What can you do if things are hard to learn?
- What is the author's purpose for writing this book?
- What is a task that was hard for you? How did you (or could you) work toward accomplishing the task?




WHEN I HAVE A FIXED MINDSET, I...

- Believe I'm either good at something or I'm not
- Am afraid of making mistakes and avoid challenges
- Am threatened by others' success



WHEN I HAVE A FIXED MINDSET, I...

- Believe I'm either good at something or I'm not
- Am afraid of making mistakes and avoid challenges
- Am threatened by others' success



WHEN I HAVE A FIXED MINDSET, I...

- Believe I'm either good at something or I'm not
- Am afraid of making mistakes and avoid challenges
- Am threatened by others' success




WHEN I HAVE A FIXED MINDSET, I...

- Believe I'm either good at something or I'm not
- Am afraid of making mistakes and avoid challenges
- Am threatened by others' success




WHEN I HAVE A GROWTH MINDSET, I...

- Believe I can get smarter
- Embrace challenges because I'm not afraid of making mistakes
- Am inspired by others' success



WHEN I HAVE A GROWTH MINDSET, I...

- Believe I can get smarter
- Embrace challenges because I'm not afraid of making mistakes
- Am inspired by others' success



WHEN I HAVE A GROWTH MINDSET, I...

- Believe I can get smarter
- Embrace challenges because I'm not afraid of making mistakes
- Am inspired by others' success



WHEN I HAVE A GROWTH MINDSET, I...

- Believe I can get smarter
- Embrace challenges because I'm not afraid of making mistakes
- Am inspired by others' success



**GROWTH
MINDSET**

**FIXED
MINDSET**

Print these cards on colorful cardstock and use as headers for the sorting activity.

I can't do that.

I can't do that YET, but
I'll keep trying!

This is too hard.

Challenges help me
grow.

This is good enough.

Is this really my best
work?

I always struggle with...

I can get better at anything if I want to.


I'm not creative.

I can develop my creative abilities.

I feel threatened when others succeed.


I feel inspired by others' successes.

THIS COULD BE YOU
GROWING MY BRAIN



_____ is growing their brain
to become a _____.

THIS COULD BE YOU
THE POWER OF YET




Things I can already do.

Things I can't do...yet!




THIS COULD BE YOU
THE POWER OF YET



Things I can already do.

Things I can't do...yet!


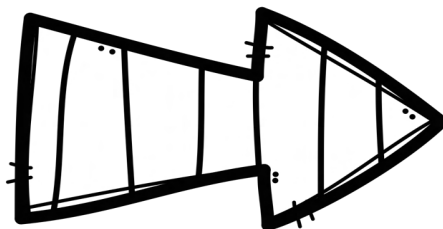


THIS COULD BE YOU
I CAN HAVE A GROWTH MINDSET


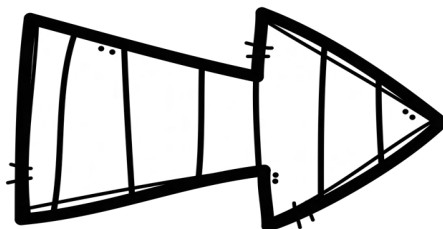
INSTEAD OF:

I'LL SAY:


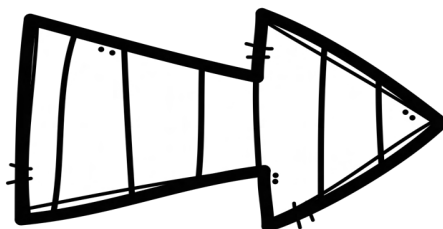
This is too
hard!



I can't
do that.




I'll never
understand
this.



THIS COULD BE YOU

MY MINDSET

In the image below, describe your thoughts and feelings towards learning new things.



THIS COULD BE YOU

MY MINDSET

In the image below, describe your thoughts and feelings towards learning new things.




**IN THIS
CLASSROOM**

Bulletin Board or
Anchor Chart
Headers. Copy on
colorful cardstock.

WE ALL...



**CELEBRATE EFFORT
AND PROGRESS OVER
RESULTS**



**UNDERSTAND
MISTAKES ARE PART
OF GROWING**




**HAVE HIGH
EXPECTATIONS**



**ARE INSPIRED BY THE
SUCCESSSES OF
OTHERS**

SETTING



**The
astronauts
traveled to
space this
morning.**

The place, time, and
environment of a story.

THIS COULD BE YOU

SETTING

Directions: In this book, we see the setting change multiple times.
Draw or write about three different settings.

Setting 1

Setting 2

Setting 3



THIS COULD BE YOU

SETTING

Directions: In this book, we see the setting change multiple times.
Draw or write about three different settings.

Setting 1

Setting 2

Setting 3



VERBS



Sasha ran
at the
Olympics.

Action words that tell
what someone or
something does.

THIS COULD BE YOU

VERBS

As you read the text, stop to jot a word that tells what someone is doing.
Fill in the chart below.

Choose a Verb

Write a Sentence

Draw a Picture

--

<hr/> <hr/> <hr/> <hr/> <hr/>


--

THIS COULD BE YOU

I can make my brain strong by:

Draw a picture and write your response below.


Handwriting practice area consisting of multiple sets of three horizontal lines: a solid top line, a dashed middle line, and a solid bottom line.



THIS COULD BE YOU

I can make my brain strong by:

Draw a picture and write your response below.




THIS COULD BE YOU

How can I develop a growth mindset?

Draw a picture and write your response below.


Handwriting practice area with multiple sets of three horizontal lines (top, dashed middle, bottom) for writing.



THIS COULD BE YOU

How can I develop a growth mindset?

Draw a picture and write your response below.



ABOUT THE AUTHOR

CINDY WILLIAMS SCHRAUBEN



Cindy is a former teacher, administrator, and assistant director of a children's museum turned author. She lives by the motto "it's never too late to dream" and loves empowering kids.

Cindy can be found reading on the floor of a book store in Michigan or eating ice cream with her grandsons, gathering ideas for her stories.

ABOUT THE ILLUSTRATOR **JULIA SEAL**



At only 5 years old, Julia knew she wanted to be an illustrator. She graduated with a degree in Graphic Design and began her career as a greeting card designer. Julia later moved on to her dream job... illustrating children's books! She lives in a small village in England. Her husband and two children are Julia's biggest inspiration.

Thank You!

I hope you and your students enjoy this readers' guide. Gladys Appleton is a 4th grade teacher in the great state of Texas. Gladys loves blogging about her classroom and sharing ideas with other teachers through her Instagram and online Teachers Pay Teachers store. You can find more of her resources at her store by clicking on the link below.

THANKS FOR VISITING!

Click here to check out my blog for other great ideas, freebies, and products!



Gladys Appleton from
TEACHING *High Heels*



A Standing Ovation

for these artists!



©Gladys Appleton (Teaching in High Heels), 2022.

All of the activities included in this unit are the intellectual properties of Gladys at Teaching in High Heels. This resource is for ONE classroom use and intended for the purchaser.

Please do not distribute or share!

You may not re-sell or claim this product as your own. I do invite you to show samples of this item on your blog/website or social media outlets but ask that you please credit me by linking to the item in the store or directly to my blog www.teachinginhighheels.com.