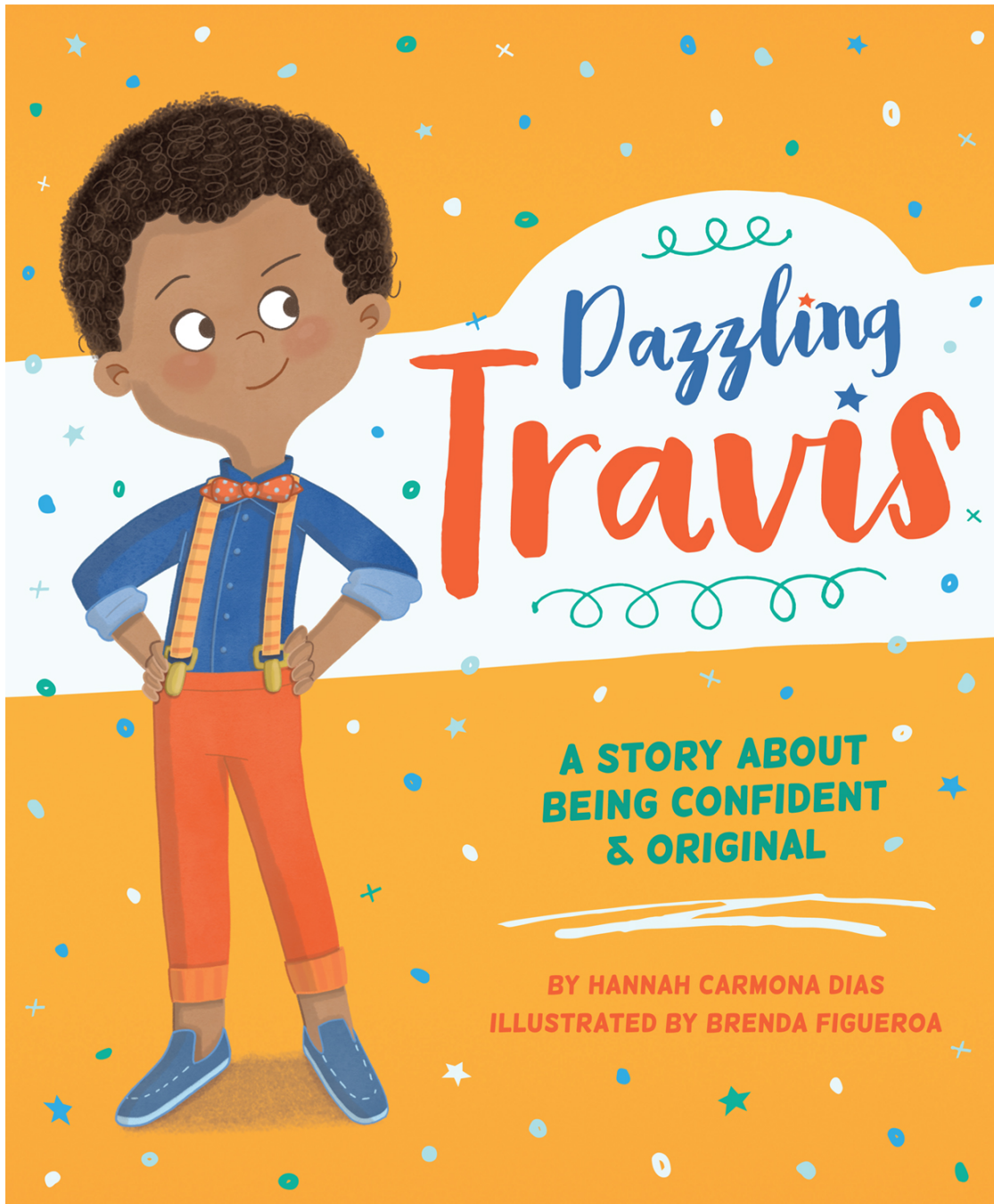


READERS' GUIDE

DAZZLING TRAVIS



WRITTEN BY: HANNAH CARMONA DIAS
READERS' GUIDE CREATED BY: GLADYS APPLETON

DAZZLING TRAVIS

TABLE OF CONTENTS

Pg. 3 Common Core Standards

Pg. 4 Comprehension Questions

Pg. 5 Recalling the Story

Pg. 6 Author's Purpose

Pg. 7-8 Story Structure

Pg. 9-10 Character Analysis

Pg. 11 Summarizing

Pg. 12 Sequence of Events

Pg. 13 Monitor and Clarify

Pg. 14 Visualize

Pg. 15 Positive Self-Talk

Pg. 16-17 Writing Prompts

Pg. 18 About the Author: Hannah
Carmona Dias

Pg. 19-20 Thank You and Terms of Use



DAZZLING TRAVIS

COMMON CORE STANDARDS

Key Ideas and Details:

[CCSS.ELA-LITERACY.RL.1.1](#)

Ask and answer questions about key details in a text.

[CCSS.ELA-LITERACY.RL.1.2](#)

Retell stories, including key details, and demonstrate understanding of their central message or lesson.

[CCSS.ELA-LITERACY.RL.1.3](#)

Describe characters, settings, and major events in a story, using key details.

[CCSS.ELA-LITERACY.RL.2.1](#)

Ask and answer such questions as who, what, where, when, why, and how to demonstrate understanding of key details in a text.

[CCSS.ELA-LITERACY.RL.2.2](#)

Recount stories, including fables and folktales from diverse cultures, and determine their central message, lesson, or moral.

[CCSS.ELA-LITERACY.RL.2.3](#)

Describe how characters in a story respond to major events and challenges.

[CCSS.ELA-LITERACY.RL.3.1](#)

Ask and answer questions to demonstrate understanding of a text, referring explicitly to the text as the basis for the answers.

[CCSS.ELA-LITERACY.RL.3.2](#)

Recount stories, including fables, folktales, and myths from diverse cultures; determine the central message, lesson, or moral and explain how it is conveyed through key details in the text.

[CCSS.ELA-LITERACY.RL.3.3](#)

Describe characters in a story (e.g., their traits, motivations, or feelings) and explain how their actions contribute to the sequence of events.

DAZZLING TRAVIS

COMPREHENSION QUESTIONS

BEFORE READING:

- What do you think the story will be about? Why do you think that?
- What questions would you like to ask the author before you read this book?
- What are you wondering about as you look at the cover and back of your book?
- What characters do you think might be in this story?

DURING READING:

- What do you think will happen next? Why?
- How do you think Travis will respond to the situation?
- What emotions is Travis feeling? How do you know?
- What would you have done if you were Travis? Why?
- Has anything like this ever happened to you? Does it remind you of something?
- How would you feel if that happened to you?
- How are you like/different than Travis?
- Do you know someone like Travis?
- Can you put what you've just read in your own words?

AFTER READING:

- What is the main message of this story?
- What does the author want you to think about?
- Retell the most important events in the story from beginning, middle and end.
- What were the most important events in this story?
- How does Travis feel at the end of the story?
- How would you describe Travis? Use examples from the text.
- What was your favorite part of the story?
- How did Travis confront the bullies?
- What else could he have done if that didn't work?

DAZZLING TRAVIS

RECALLING THE STORY

Directions: Answer the 5W's questions. Complete the graphic organizer.

WHO is the story about?

WHAT is the story about?

WHERE does the story take place?

WHEN did the story take place?

WHY did the author write this story?

DAZZLING TRAVIS

AUTHOR'S PURPOSE

Directions: Think about the PURPOSE of this story. Why did the author write it?
What does the author want you to take away from this story?

AUTHOR'S PURPOSE

MESSAGE OF THE STORY

THEME OF THE STORY

DAZZLING TRAVIS

STORY STRUCTURE

Directions: Complete the graphic organizer.
Illustrate and write about the story structure.

CHARACTERS

SETTING

PROBLEM

SOLUTION

DAZZLING TRAVIS STORY STRUCTURE

Directions: Complete the graphic organizer.
Illustrate and write about the story structure.

Characters

Setting

Plot

Beginning

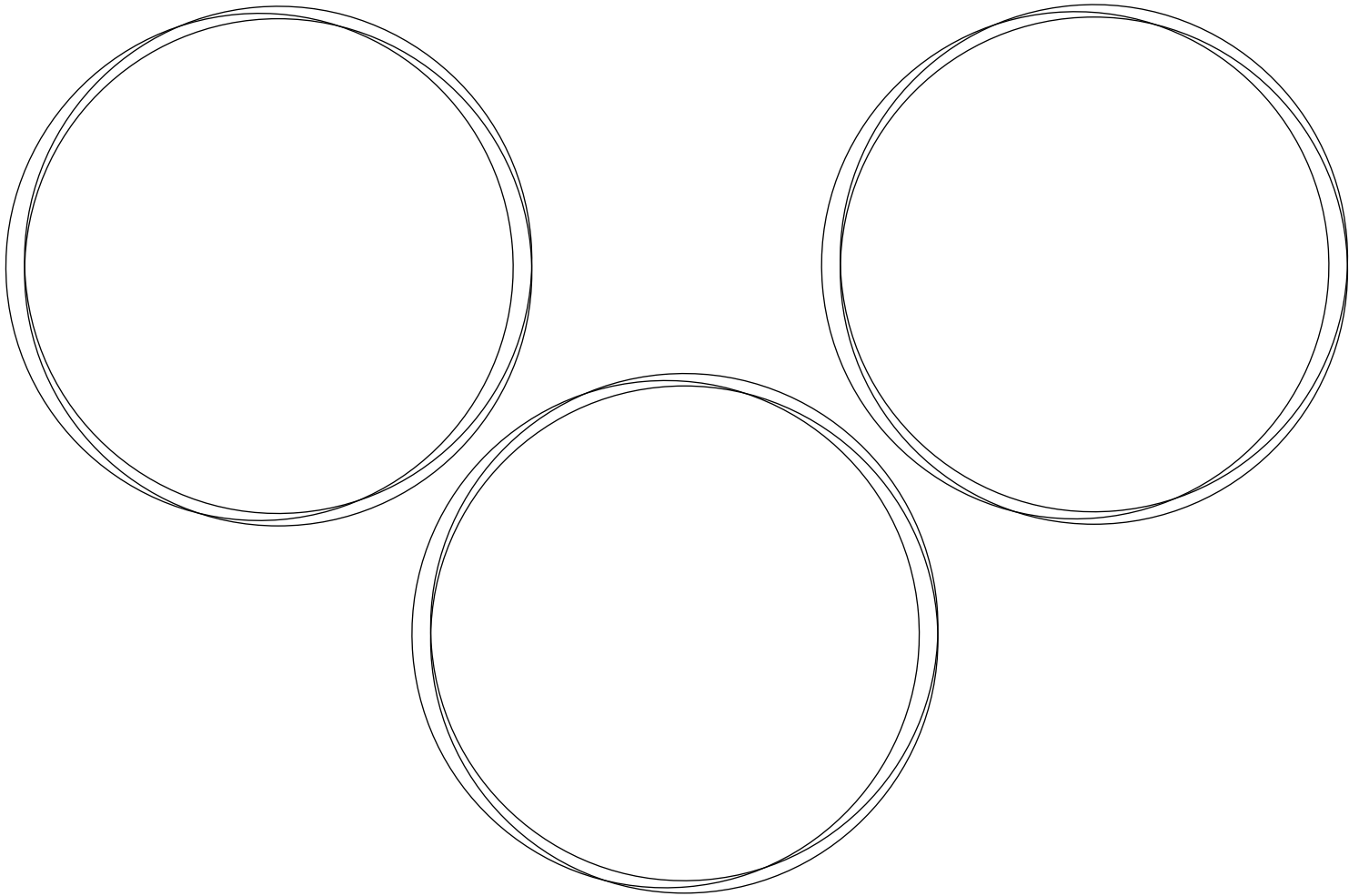
Middle

End

DAZZLING TRAVIS

CHARACTER ANALYSIS

Directions: Complete the graphic organizer.
Write the character's words, thoughts, and actions in the bubbles.



Based on Travis' words, thoughts, and actions in the story, describe his character traits.



DAZZLING TRAVIS

SUMMARIZING

Directions: Think about the story and write a summary in your own words.

First

Next

Then

Finally

DAZZLING TRAVIS

SEQUENCE OF EVENTS

Directions: Use the chart to tell what happens in the story. Draw pictures to sequence the story.

First




Next

Last

DAZZLING TRAVIS


MONITOR AND CLARIFY

Directions:
Use the monitor and clarify strategy to understand what you read.

MONITOR I don't understand... 	CLARIFY Reread and think... 	KEEP READING Now I know... 
Pg.	I think...	I understand...
Pg.	I think...	I understand...
Pg.	I think...	I understand...

•• Good Readers...

VISUALIZE!




Directions:

Listen carefully as your teacher reads part of the story aloud. Draw the picture you created in your mind.

••

GIRLS ARE ...

AMAZING!



Directions:

Draw the different qualities that make you special.

BOYS ARE...

AMAZING!



Directions:

Draw the different qualities that make you special.

DAZZLING TRAVIS

POSITIVE SELF-TALK

Directions: Write two encouraging notes to yourself using Positive Self-Talk.

Positive Self-Talk is when you talk to yourself in a kind and helpful way.

Example: I can do it!

Positive Self-Talk is when you encourage yourself to try something new. Example: I've never gardened before, but it looks like fun!

Positive Self-Talk is when you encourage yourself to finish something that is hard. Example: This math problem is so hard, but I know I can solve it if I really focus.


Note 1

Note 2




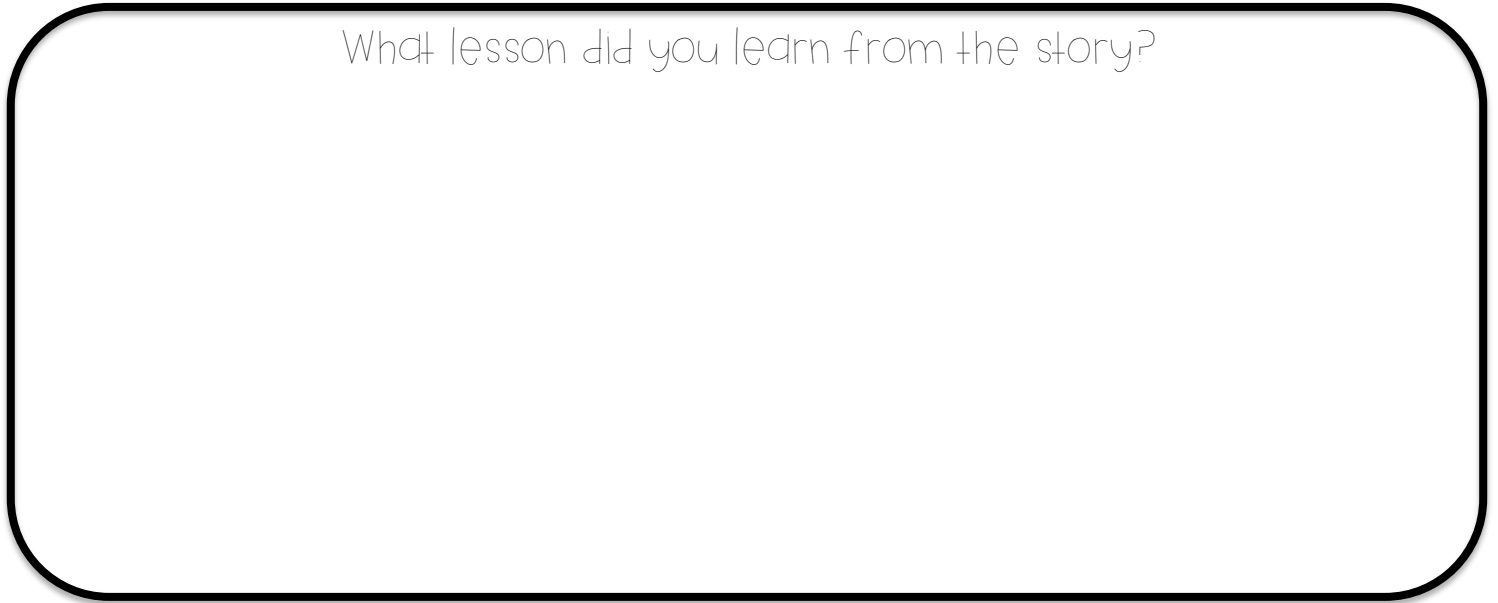
DAZZLING TRAVIS

What lesson did you learn from the story?




DAZZLING TRAVIS

What lesson did you learn from the story?



ABOUT THE AUTHOR

HANNAH CARMONA DIAS




Hannah Carmona Dias is a writer who currently resides in Tennessee. Dazzling Travis is her second book and was inspired by her work in children's Theatre. In addition to being a Writer, Hannah is also a wife, mother of two wonderful girls, co-founder of Collective Art School of Tennessee, YouTuber, and Actress. When she is not working on her books Hannah enjoys binge-watching shows on Netflix, avoiding housework, and spending time with her two cats, dog, and iguana.

Thank You!

I hope you and your students enjoy this readers' guide. Gladys Appleton is a 3rd grade teacher in the great state of Texas. Gladys loves blogging about her classroom and sharing ideas with other teachers through her Instagram and online Teachers Pay Teachers store. You can find more of her resources at her store by clicking on the link below.

THANKS FOR VISITING!

Click here to check out my blog for other great ideas, freebies, and products!



Gladys Appleton from
TEACHING  High Heels



A Standing Ovation

for these artists!



©Gladys Appleton (Teaching in High Heels), 2018.

All of the activities included in this unit are the intellectual properties of Gladys at Teaching in High Heels. This resource is for ONE classroom use and intended for the purchaser.

Please do not distribute or share!

You may not re-sell or claim this product as your own. I do invite you to show samples of this item on your blog/website or social media outlets but ask that you please credit me by linking to the item in the store or directly to my blog www.teachinginhighheels.com.