

READERS' GUIDE

KINDNESS IS A KITE STRING



WRITTEN BY: MICHELLE SCHAU
READERS' GUIDE CREATED BY: GLADYS APPLETON

KINDNESS IS A KITE STRING

TABLE OF CONTENTS

Pg. 3 Common Core Standards

Pg. 4 Comprehension Questions

Pg. 5-10 My Kindness Journal

Pg. 11 Kindness Sort

Pg. 12 Kindness Everywhere Activity

Pg. 13 Acts of Kindness Activity

Pg. 14-17 Kindness is... (Anchor Chart Pieces)

Pg. 18 Anchor Chart Example

Pg. 19 Kindness Exit Ticket

Pg. 20-21 Kindness Links Us Together Class Activity

Pg. 22-23 Kindness Expert Certificates

Pg. 24-25 Kindness Classroom Posters

Pg. 26-27 What Acts of Kindness...Writing Prompt

Pg. 28-29 How can I show kindness? Writing Prompt

Pg. 30 Simile Anchor Chart

Pg. 31 Metaphor Anchor Chart

Pg. 32 Similes Activity

Pg. 33 Metaphors Activity

Pg. 34 Author's Purpose Activity

Pg. 35 About the Author

Pg. 36-37 Thank You and Terms of Use



KINDNESS IS A KITE STRING

COMMON CORE STANDARDS

Key Ideas and Details:

[CCSS.ELA-LITERACY.RL.1.1](#)

Ask and answer questions about key details in a text.

[CCSS.ELA-LITERACY.RL.1.2](#)

Retell stories, including key details, and demonstrate understanding of their central message or lesson.

[CCSS.ELA-LITERACY.RL.1.3](#)

Describe characters, settings, and major events in a story, using key details.

[CCSS.ELA-LITERACY.RL.2.1](#)

Ask and answer such questions as who, what, where, when, why, and how to demonstrate understanding of key details in a text.

[CCSS.ELA-LITERACY.RL.2.2](#)

Recount stories, including fables and folktales from diverse cultures, and determine their central message, lesson, or moral.

[CCSS.ELA-LITERACY.RL.2.3](#)

Describe how characters in a story respond to major events and challenges.

[CCSS.ELA-LITERACY.RL.3.1](#)

Ask and answer questions to demonstrate understanding of a text, referring explicitly to the text as the basis for the answers.

[CCSS.ELA-LITERACY.RL.3.2](#)

Recount stories, including fables, folktales, and myths from diverse cultures; determine the central message, lesson, or moral and explain how it is conveyed through key details in the text.

[CCSS.ELA-LITERACY.RL.3.3](#)

Describe characters in a story (e.g., their traits, motivations, or feelings) and explain how their actions contribute to the sequence of events.



KINDNESS IS A KITE STRING

COMPREHENSION QUESTIONS

BEFORE READING:

- What do you think the story will be about? Why do you think that?
- What do you think the title “Kindness Is a Kite String” refers to?
- What are you wondering about as you look at the cover and back of your book?
- What characters do you think might be in this story?

DURING READING:

- According to the author, what should you do when “you greet the morning light”? Why should you do that?
- How is kindness like sunshine?
- What are some ways you can spread kindness?
- How is kindness like an open door?
- What do you think of the book so far? How does it make you feel?
- Look at the characters on the pages. What can you tell me about them?
- What does the author mean when she says “Reach out and tip a tile.”?
- How is visiting a sick neighbor an act of kindness?
- Can you put what you’ve just read in your own words?

AFTER READING:

- What is the main message of this story?
- What does the author want you to think about?
- Retell the most important events in the story from beginning, middle and end.
- What are some acts of kindness illustrated in the story? Use examples from the text.
- How is kindness a footbridge?
- What does the author mean when she says “Kindness is a golden chain that links us one and all.”?
- Did you notice the similes and metaphors throughout? Give an example of each.



MY

KINDNESS

JOURNAL



NAME: _____

MY

KINDNESS

JOURNAL

What are 5 kind things you could do for a classmate?

1. _____


2. _____

3. _____

4. _____

5. _____

Draw a picture of a random act of kindness you would like to do this week.



MY

KINDNESS

JOURNAL

It is important to do kind things for others because...

Draw a picture of a random act of kindness you would like to do.




MY

KINDNESS

JOURNAL

How do kind acts improve your community?

Draw a picture of one way you show kindness in your community.



MY

KINDNESS

JOURNAL

How could I encourage people around me to be more kind?

Draw a sign or banner encouraging others to be kind.



MY

KINDNESS

JOURNAL

How can the act of "paying it forward" make a difference in our world?

Draw a picture of how you would pay an act of kindness forward.



KINDNESS IS A KITE STRING

KINDNESS SORT

Sort the cards to the correct column.

SHOWING Kindness



NOT SHOWING Kindness



Tanya and Lisa picked up trash at the park.

No one invited the new girl to sit with them at lunchtime.

Linda read a book to a classmate who was upset.

Hector helped a friend with his homework.

Juan pushed Jake when the teacher wasn't looking.

Miles walked into the classroom without greeting anyone.

Renata didn't pick up the trash she dropped during lunch.

Mia held the door open for the elderly woman.


Pedro made a face when the teacher was talking.

The students thanked the music teacher after class.

KINDNESS IS A KITE STRING

KINDNESS EVERYWHERE

Write and illustrate three ways you can show kindness.



At school...

At home...

In the community...

KINDNESS IS A KITE STRING

ACTS OF KINDNESS

Draw an act of kindness you read about in the book.

Write how this act of kindness would make someone feel.

Kindness

Option1:
Print this page to create a
Kindness is...
anchor chart with your students.

is...

Kindness


Option 2:
Print this page on colorful paper
to create a Kindness is...
anchor chart with your students.

is...


Anchor Chart pieces.



Anchor Chart pieces.



Example of Anchor Chart



kiNdNeSS **iS...**



Use the EXIT TICKETS on the next page to have students illustrate or write what they think about kindness.

kiNDNESS

EXIT TICKET

kiNDNESS

EXIT TICKET

kiNDNESS


EXIT TICKET

kiNDNESS

EXIT TICKET

KINDNESS

links us
together



Use the kindness links to pass out to students when there is an act of kindness displayed in the classroom.

Kindness & Link

Caught being kind!

_____ has shown kindness to _____

Kindness & Link

Caught being kind!

_____ has shown kindness to _____

Kindness & Link


Caught being kind!

_____ has shown kindness to _____

KINDNESS EXPERT

This certificate is presented to

for his KINDNESS expertise.




Given by:

KINDNESS GURU

KINDNESS EXPERT

This certificate is presented to

for her KINDNESS expertise.




Given by:

KINDNESS GURU

KINDNESS EXPERT

This certificate is presented to

for his KINDNESS expertise.



Given by:

KINDNESS GURU

KINDNESS EXPERT

This certificate is presented to

for her KINDNESS expertise.



Given by:

KINDNESS GURU

KiND

PEOPLE

are my

KiNDA

PEOPLE

In a world
where you
can be
ANYTHING
be kind!



KINDNESS IS A KITE STRING


W.2.1

What acts of kindness did you learn about from the story?

Handwriting practice lines consisting of multiple sets of solid top and bottom lines with a dashed middle line.


KINDNESS IS A KITE STRING

What acts of kindness did you learn about from the story?




KINDNESS IS A KITE STRING

How can I show KINDNESS?



KINDNESS IS A KITE STRING

How can I show KINDNESS?



SIMILE



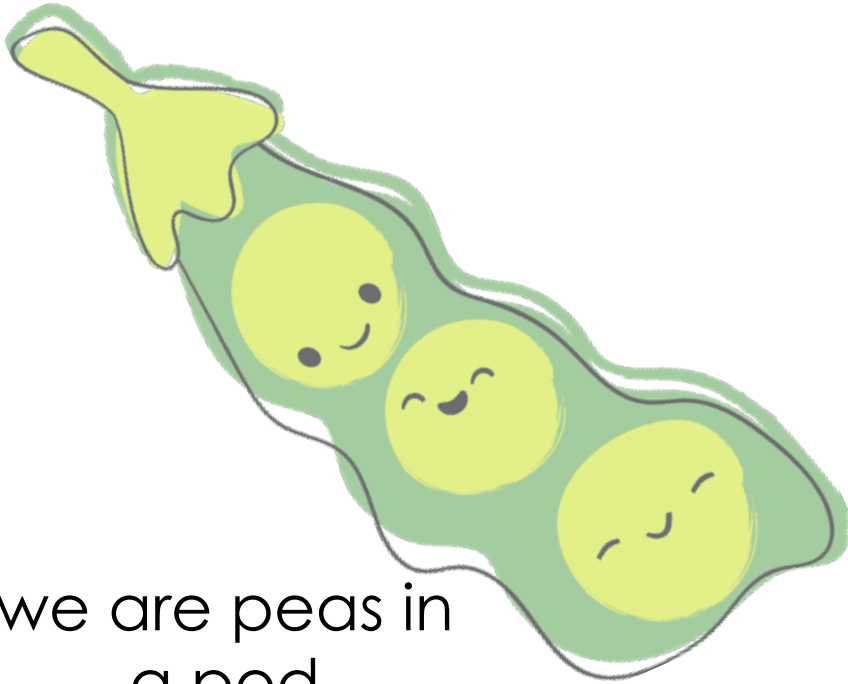
wise as an owl

roar like a lion



uses the words
“like” or “as” to compare
two things

METAPHOR



we are peas in
a pod

it's a piece of
cake



compares two things by
saying one is the other

KINDNESS IS A KITE STRING

SIMILES

Michelle Schaub uses similes throughout the book to compare kindness to a variety of things. Write a simile found in the text.

SIMILE:

Illustrate the simile...

What does the author
compare kindness with?
Why does the author do this?

KINDNESS IS A KITE STRING

AUTHOR'S PURPOSE

Directions: Think about the PURPOSE of this story. Why did the author write it?
What does the author want you to take away from this story?

AUTHOR'S PURPOSE

MESSAGE OF THE STORY

THEME OF THE STORY

ABOUT THE AUTHOR

MICHELLE SCHAUB



Michelle Schaub is an award-winning children's author and language arts teacher. Her previous books include *Dream Big*, *Little Scientists*, *Finding Treasure: A Collection of Collections*, and *Fresh-Picked Poetry: A Day at the Farmer's Market*. Her poems appear in several anthologies including *Great Morning! Poems for School Leaders to Read Aloud*. Michelle speaks at conferences on the power of poetry to boost literacy. Michelle lives near Chicago, where she loves finding creative ways to cultivate kindness. Learn more about Michelle at michelleschaub.com

Thank You!

I hope you and your students enjoy this readers' guide. Gladys Appleton is a 4th grade teacher in the great state of Texas. Gladys loves blogging about her classroom and sharing ideas with other teachers through her Instagram and online Teachers Pay Teachers store. You can find more of her resources at her store by clicking on the link below.

THANKS FOR VISITING!

Click here to check out my blog for other great ideas, freebies, and products!



Gladys Appleton from
TEACHING  High Heels



A Standing Ovation

for these artists!



©Gladys Appleton (Teaching in High Heels), 2020.

All of the activities included in this unit are the intellectual properties of Gladys at Teaching in High Heels. This resource is for ONE classroom use and intended for the purchaser.

Please do not distribute or share!

You may not re-sell or claim this product as your own. I do invite you to show samples of this item on your blog/website or social media outlets but ask that you please credit me by linking to the item in the store or directly to my blog www.teachinginhighheels.com.