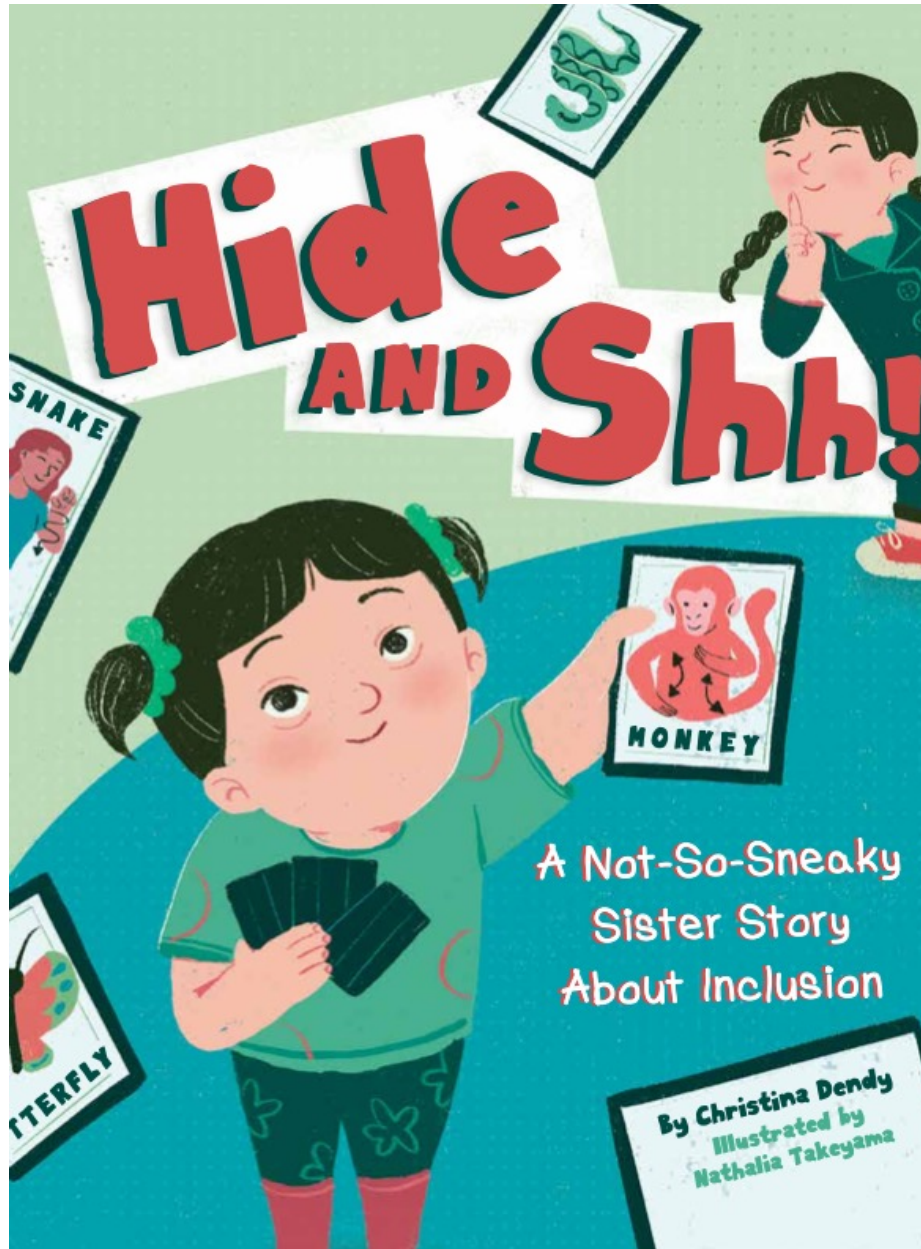


Hide and Shh!

Reader's Guide

Student Name: _____



Book by Christina Dendy and Nathalia Takeyama
Reader's Guide by Elizabeth Mundt



Hide and Shh!

Table of Contents

- Page 1: Comprehension Questions
- Page 2: Story Elements
- Page 3: Event Sequencing
- Page 4: Sibling Drawing
- Page 5: Character Connections
- Pages 6-8: Anchor Chart
- Page 9: About Down Syndrome
- Page 10: People with Down Syndrome
- Page 11: What Is Inclusion?
- Page 12: Encouraging Inclusion
- Page 13: Main Idea & Key Details
- Page 14: Book Review
- Page 15: Creator Page
- Page 16: Reader's Guide Credits



Hide and Shh!

Comprehension Questions

- How do you think Dinah feels when she sees Chloe dart out the door? What makes you think this?
- It says Dinah “clomp-clomp-clomps” and “stomp-stomp-stomps.” Is she moving like a spy? Why or why not?
- Chloe coaches Dinah to act like a stick, a rock, and bark on a tree. What do all of these things have in common?
- How do Chloe and her friends help Dinah play in a sneaky way? How else could they have helped Dinah join their game?
- How are Chloe’s and Dinah’s views of fun different?
- How does acting like a chameleon help Dinah play with the other kids?
- Do you think Dinah feels included by the end of the story? Why or why not?
- Both sisters experience frustration in the story. How can you tell they are frustrated? Why do they feel this way?

Hide and Shh!

Story Elements

Illustrate and write about the story in the boxes below.

| | |
|--|--|
| <p>CHARACTERS</p> <hr/> <hr/> <hr/> | <p>SETTING</p> <hr/> <hr/> <hr/> |
| <p>PROBLEM</p> <hr/> <hr/> <hr/> | <p>SOLUTION</p> <hr/> <hr/> <hr/> |




Hide and Shh!


Event Sequencing

Retell the story by writing details or drawing on the story board below.


FIRST



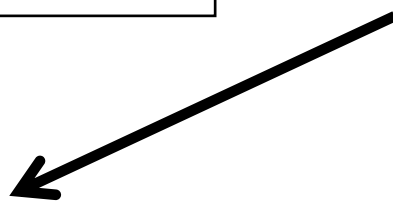

NEXT



THEN




LAST



Hide and Shh!

Sibling Drawing



Dinah and Chloe are **siblings**. They are sisters. Draw a picture of yourself with any siblings you have. No siblings? Make a self-portrait or a picture with your fur siblings/pets!



Hide and Shh!

Character Connections

| How I'm Like Dinah | How I'm Like Chloe |
|--------------------|--------------------|
| | |
| | |
| | |
| | |
| | |
| | |
| | |
| | |




Are your interests and hobbies more like Dinah's or Chloe's?

Hide and Shh!

Anchor Chart


COMPROMISE



LOOKS LIKE



SOUNDS LIKE

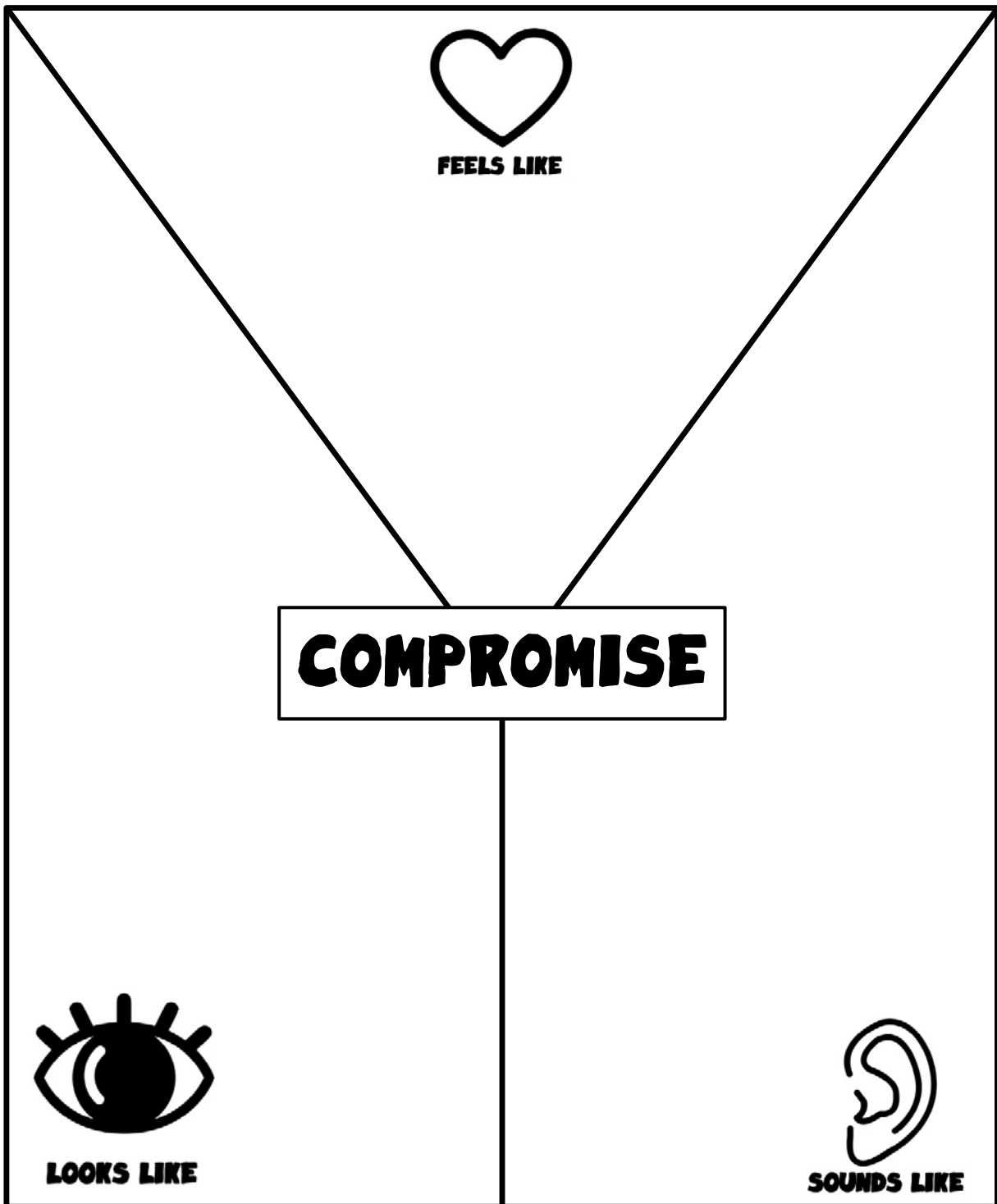


FEELS LIKE

Cut out these four icons/labels to glue onto your anchor chart (see next page for an example).

Hide and Shh!


Anchor Chart



Hide and Shh!

Anchor Chart


COMPROMISE



LOOKS LIKE



SOUNDS LIKE



FEELS LIKE

Hide and Shh!

About Down Syndrome

Dinah has a condition called Down syndrome.



What is Down syndrome?

Our bodies are made up of little things called cells that tell our bodies how to work. Cells are made up of even tinier parts called chromosomes. Typically, people have two copies of each chromosome. When someone has an extra copy of chromosome 21, it results in Down syndrome.

How does Down syndrome affect people?

Down syndrome affects different people in different ways. People who have Down syndrome can do many of the same things as you. It might take them a little longer, and they might need a little help. People with Down syndrome have their own personalities, interests, goals, and feelings.



Do you know someone with Down syndrome?


What's one interest that you share/activity you both enjoy?

Hide and Shh!

People with Down Syndrome


With the help of a grown-up, look up these people online. In each box, draw a picture of something that represents that person.

Judith Scott




A famous fiber sculptor, Judith created her art by wrapping found objects up in yarn and string in creative ways. Her sculptures are fascinating!

Madeline Stewart




Madeline is the first professional model with Down Syndrome. She has participated in various fashion events and has been featured in many magazines.

Zack Gottsagen



Zack is a talented actor who has held roles in various films, with his breakout role as Zak in the film *The Peanut Butter Falcon*.

Rita Winkler







Rita is a painter. Her artwork is colorful and full of feeling. Rita is also a published author. She wrote a book about her life and her art.

Hide and Shh!

What Is Inclusion?

Hide and Shh! is a story of **inclusion**. The pictures below represent **inclusion**. Write what you see, think, and wonder when you look at them.



| SEE  | THINK  | WONDER  |
|--|--|---|
| I see... | I think... | I wonder... |

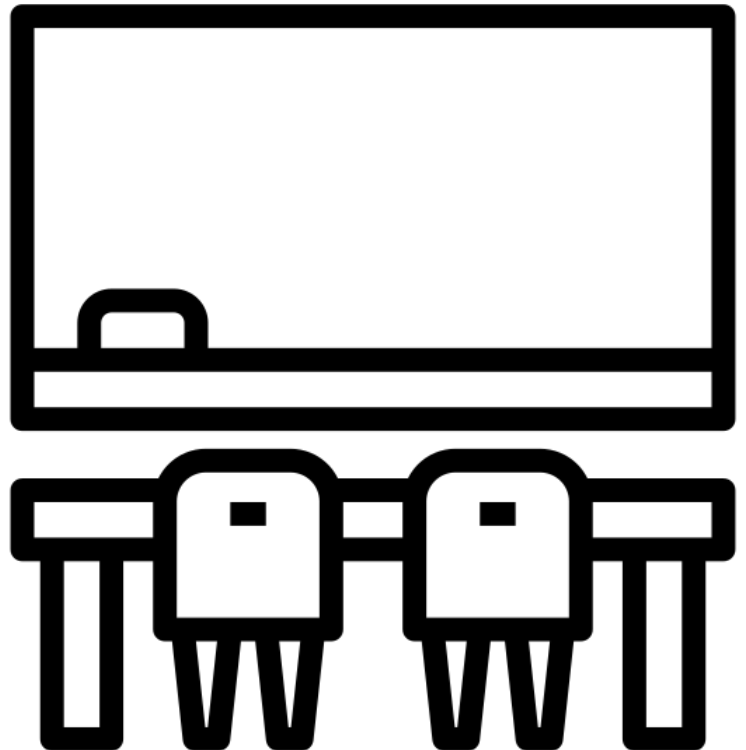
Hide and Shh!

Encouraging Inclusion

Fill in each of the icons with your ideas on how to make that space more inclusive.



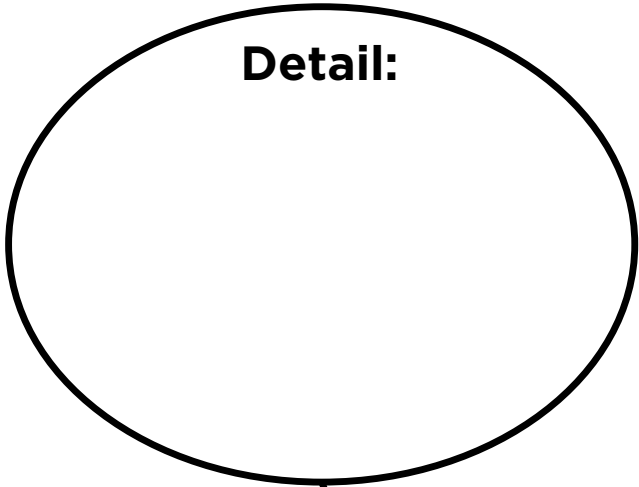
in my classroom



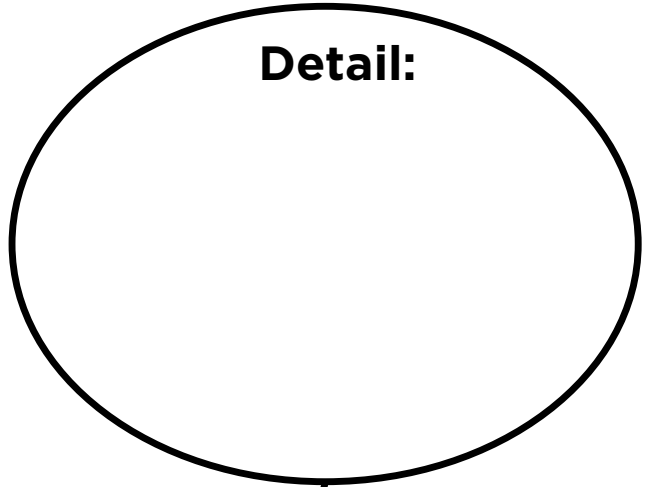
Hide and Shh!

Main Idea & Key Details


Detail:



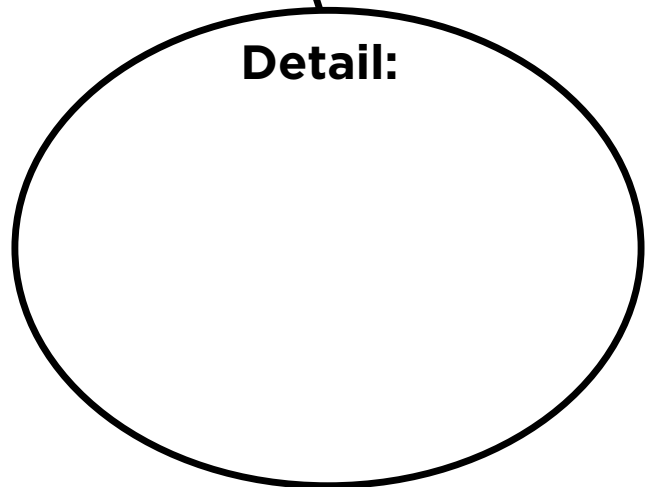
Detail:



Main Idea:



Detail:




Hide and Shh!

Book Review

MY RATING:

Fill in the stars with your rating of this book!



MY THOUGHTS:

Share why you gave the book this rating.

Hide and Shh!

Creator Page

Hello, I'm Elizabeth!

I am a mom, educator, and content creator specializing in children's books. I am especially passionate about inclusive kid lit, especially social-emotional learning (SEL) titles that have useful applications in kids' lives. I hope you enjoy this Readers' Guide as much as I enjoyed creating it!



Meet Missy!

This is a picture of me with my aunt, Missy. Like Dinah, Missy has Down syndrome. She loves playing games, dancing, baking, cooking and meeting new friends. You can find her leading read-alouds of picture books on my Instagram!

You can find me (Elizabeth) on social media @thekidlitmama and at thekidlitmama.com.

Hide and Shh!

Reader's Guide Credits

Photo credit:

Photo by Pavol Štugel on Unsplash

Photo by Tim Mossholder on Unsplash

Photo by Brittani Burns on Unsplash

Icon credit:

chromosomes by dDara from Noun Project

Frame by Studio GLD from Noun Project

classroom by remmachenasreddine from Noun Project

House by NetSpeaker Noun Project

inclusion by Lars Meiertoberens from Noun Project

Eye by Silviu Ojog from Noun Project

Brain by Meaghan Hendricks from Noun Project

think by Kirby Wu from Noun Project

Ear by Vectors Market from Noun Project

Favorite by andrewcaliber from Noun Project

doodle by Kyle Tezak Noun Project