

TT1

THRU AND THRU THROUGH BOLT BRACKET SYSTEM

THRU BOLT BRACKET
HONEST, SIMPLE
CLASSIC.

SLEEVE
NUTS

DOOR PANEL
THICKNESS OPTIONS
0.90 - 1 3/4"
DOOR OFFSET AND
CLEARANCE ARE
HIGHLY ADJUSTABLE
WITH SPACERS.

← WALL

SPECIES MATCHED WOOD
PLUGS FOR DISCREET FASTENING.
CAREFULLY PLACE EXPOSED FASTENERS
FOR HONEST, RIVETED LOOK, OR
USE OUR ADJUSTABLE WALL
MOUNT FOR BLIND FASTENING
AND FLOATING TRACK APPEARANCE.

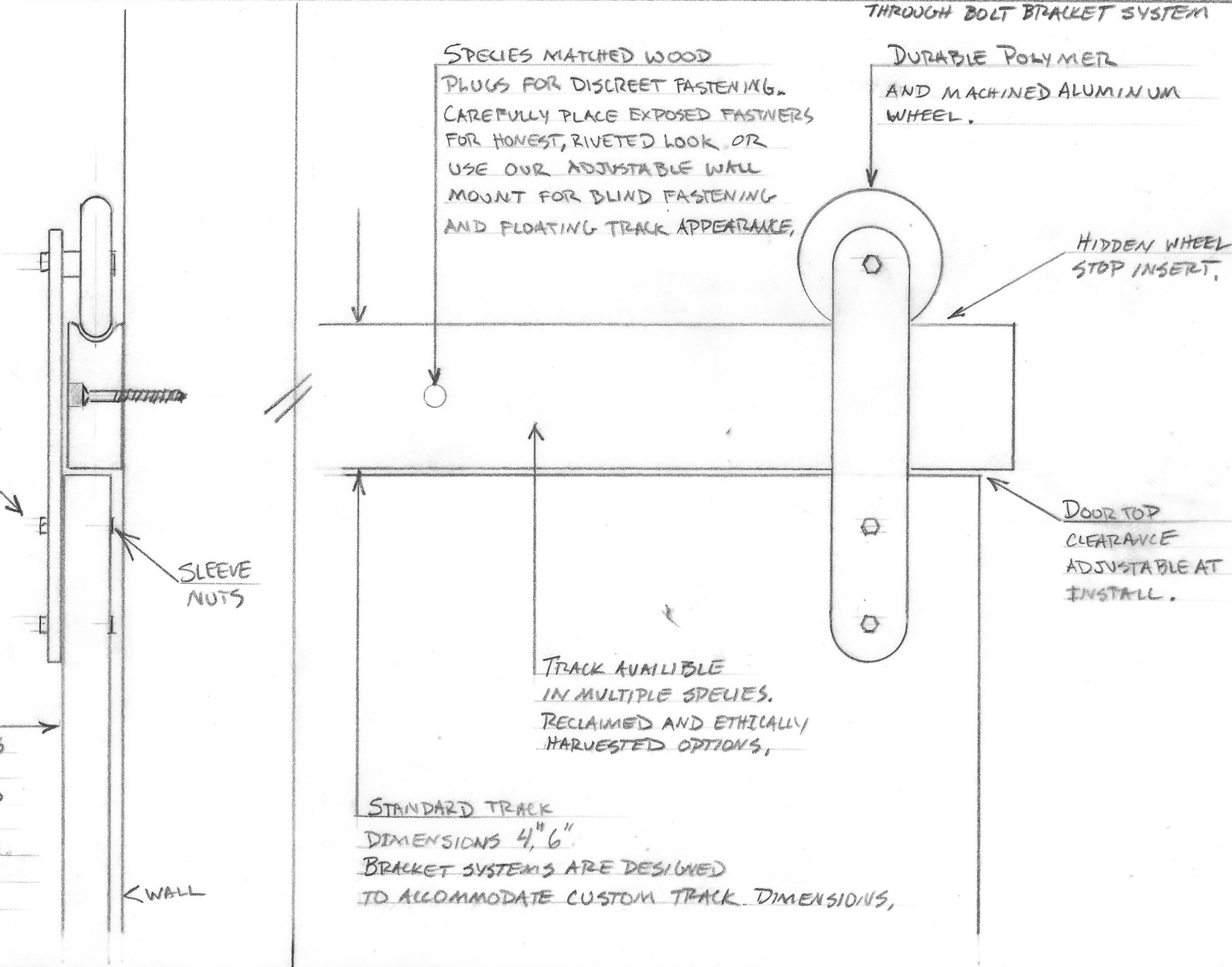
DURABLE POLYMER
AND MACHINED ALUMINUM
WHEEL.

HIDDEN WHEEL
STOP INSERT.

DOOR TOP
CLEARANCE
ADJUSTABLE AT
INSTALL.

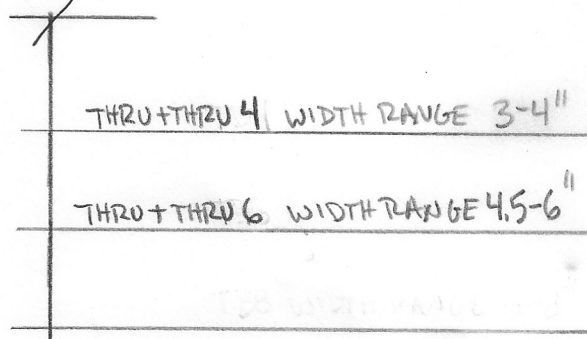
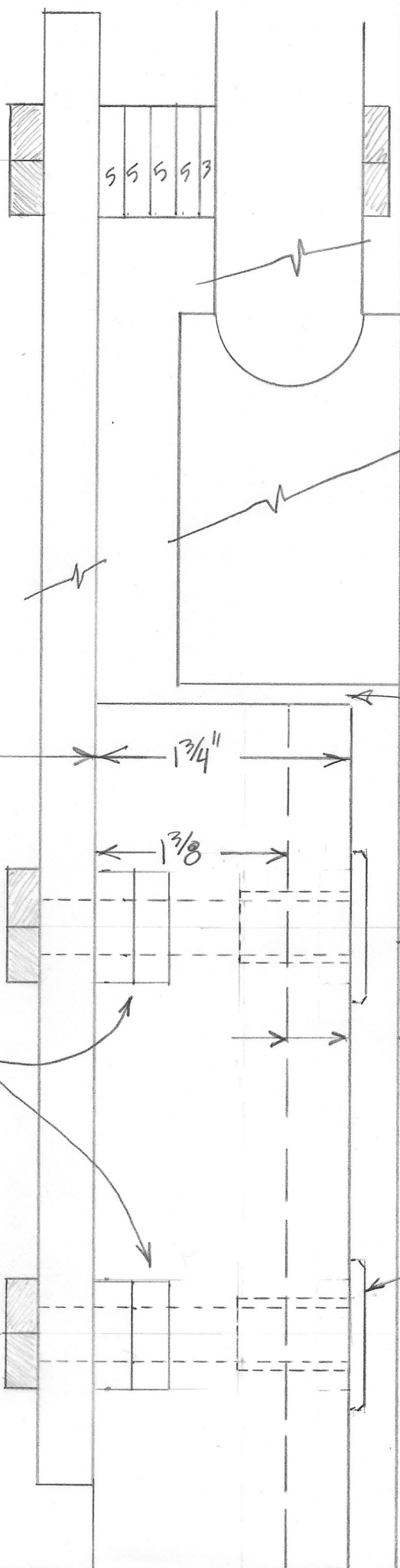
TRACK AVAILIBLE
IN MULTIPLE SPECIES.
RECLAIMED AND ETHICALLY
HARVESTED OPTIONS.

STANDARD TRACK
DIMENSIONS 4" x 6"
BRACKET SYSTEMS ARE DESIGNED
TO ACCOMMODATE CUSTOM TRACK DIMENSIONS.



TT2

ENGROOVE INC ©
2/12/22 REV.
THRU + THRU 4+6
PANEL THICKNESS
1 3/4" MAX
STUD OFFSET #2



PANEL THICKNESS
OPTIONS 1/2" - 1 3/4"
RELATIVE TO TRIM
THICKNESS AND
PREFERRED OFFSETS.
USE SPACERS TO
LOCATE OFFSET.
BOLTS PROVIDED
FOR PANEL THICKNESS
OR SELECTED PANEL
AND OFFSET.

GAP AT TOP OF DOOR
NOT TO EXCEED 3/16"
ADD JUMP STOP SPACERS
IF NECESSARY

FACE OF WALL

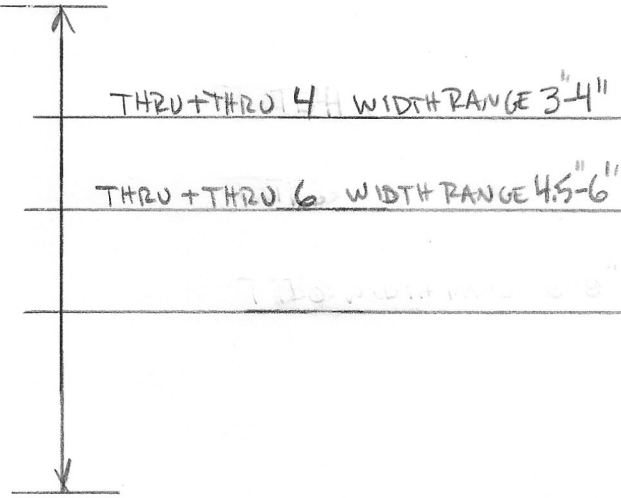
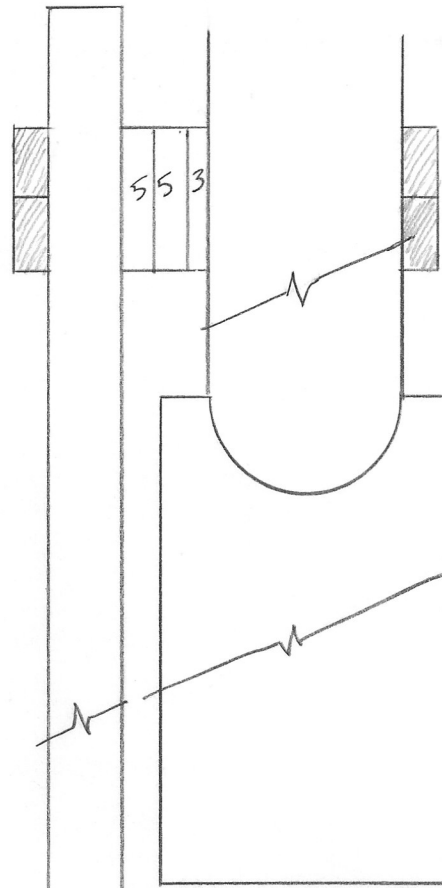
GAP 5/16" + WITH 1 3/4" DOOR
3/4" + - WITH 1 3/8" DOOR
USE OF 1 3/8" DOOR
ALLOWS FOR USE OF
TRIM OR JAMB EXTENDED

SLEEVE NUT
RECESS IF CLEARANCE
NEEDED

HEX BOLT

TT3

ENGROOVE INC ©
2/12/22 REV.
THRU + THRU 4 + 6
PANEL THICKNESS
1 1/2" MAX
STUD OFFSET #1



PANEL THICKNESS
OPTIONS 1/2" - 1 3/8"
RELATIVE TO TRIM
THICKNESS AND
PREFERRED OFFSETS

GAP AT TOP OF DOOR
NOT TO EXCEED 3/16"
ADD JUMP STOP SPACERS
IF NECESSARY

5/16" +- WITH 1 3/8" DOOR
3/4" DOOR ALLOWS FOR 3/4" TRIM

SPACERS OPTIONAL
RELATIVE TO PANEL
THICKNESS AND
TRIM THICKNESS.

FACE OF WALL

SLEEVE NUT
RECESS IF CLEARANCE
NEEDED

HEX BOLT

