

OTT1

OFF THE TOP
TOP MOUNT OFFSET BRACKET SYSTEM

SMOOTH FLUSH
MODERN
BRACKET

RECESSED
TOP MOUNT
OFFSET ALLOWS
SIGNIFICANT OFFSET
ADJUSTABILITY.

DOOR PANEL THICKNESS
OPTIONS 3/4" AND UP.

← WALL

SPECIES MATCHED WOOD
PLUGS FOR DISCREET FASTENING,
CAREFULLY PLACE EXPOSED FASTENERS
FOR HONEST, RIVETED LOOK OR
USE OUR ADJUSTABLE WALL
MOUNT FOR BLIND FASTENING
AND FLOATING TRACK APPEARANCE.

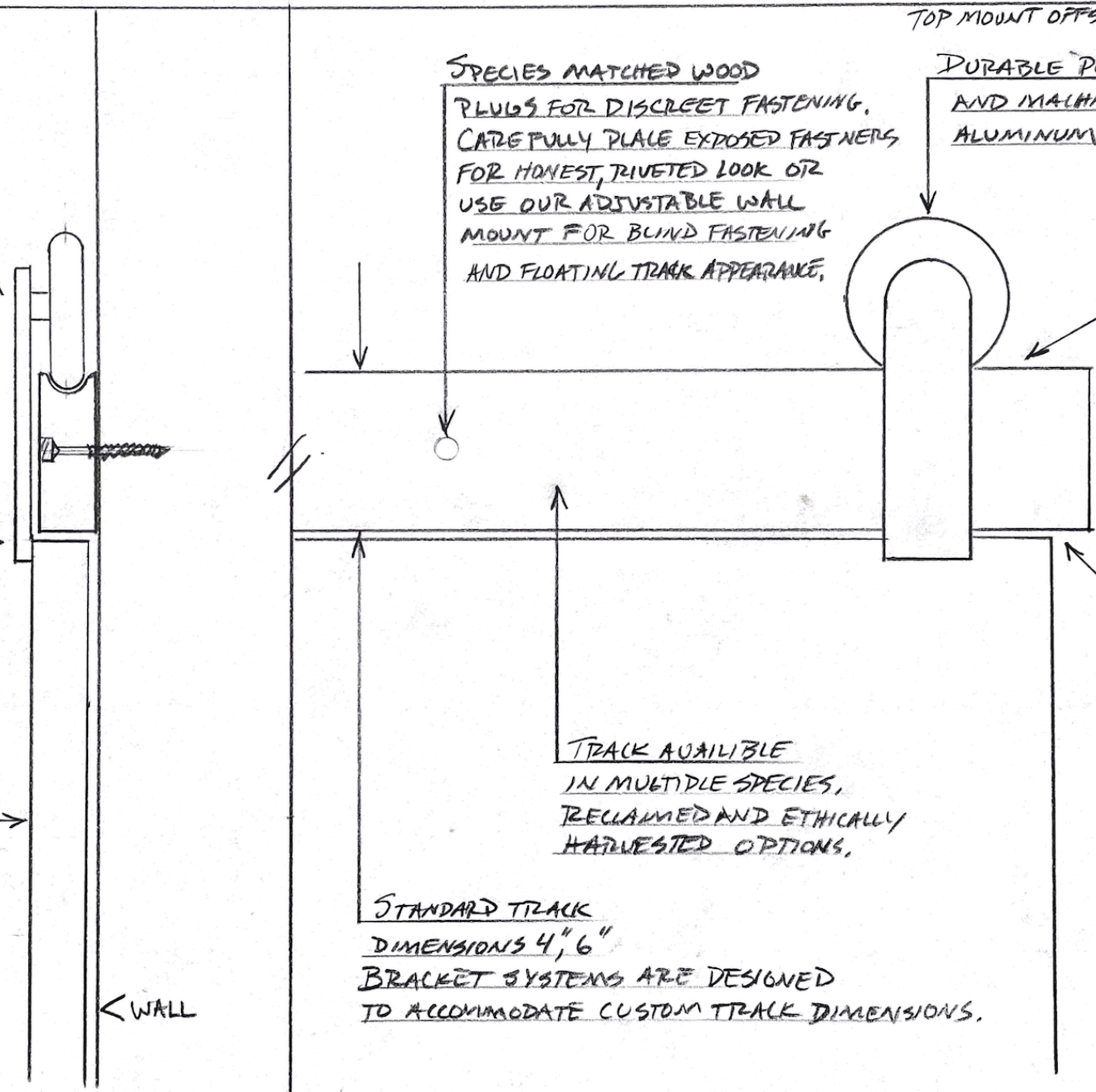
DURABLE POLYMER
AND MACHINED
ALUMINUM WHEEL,

HIDDEN WHEEL
STOP INSERT.

TRACK AVAILIBLE
IN MULTIPLE SPECIES,
RECLAIMED AND ETHICALLY
HARVESTED OPTIONS.

STANDARD TRACK
DIMENSIONS 4", 6"
BRACKET SYSTEMS ARE DESIGNED
TO ACCOMMODATE CUSTOM TRACK DIMENSIONS.

DOOR TOP
CLEARANCE
CORRELATES TO
TRACK SIZE,
STOLK SIZES
PROVIDED TIGHT
CLEARANCE,
"OFF THE TOP"
BRAKE SYSTEM
ALLOWS TRACK
SIZES IN 1/2"
INCREMENTS,
FOR DOOR
CLEARANCE AND
TRACK SIZE
CUSTOMIZATION.



OTT 2

ENGROOVE INC
2/14/22 REV.

OFF THE TOP
OFFSET STUD #1

DIMENSION
VARIES SPECIFIC
TO BRACKET MODEL

OFFSET
STUD
#1

OFF THE TOP 4 WIDTH RANGE 3-4"

OFF THE TOP 6 WIDTH RANGE 4.5-6"

8 WIDTH RANGE 6-8"

GAP VARIES WITH TRACK
FACE WIDTH SELECTION
SEE SPECIFIC BRACKET
DETAILS

* NOT ALL
PANEL/DOOR
THICKNESS AND
OFFSET OPTIONS
SHOWN.

GAP VARIES WITH
PANEL THICKNESS
AND OFFSET.

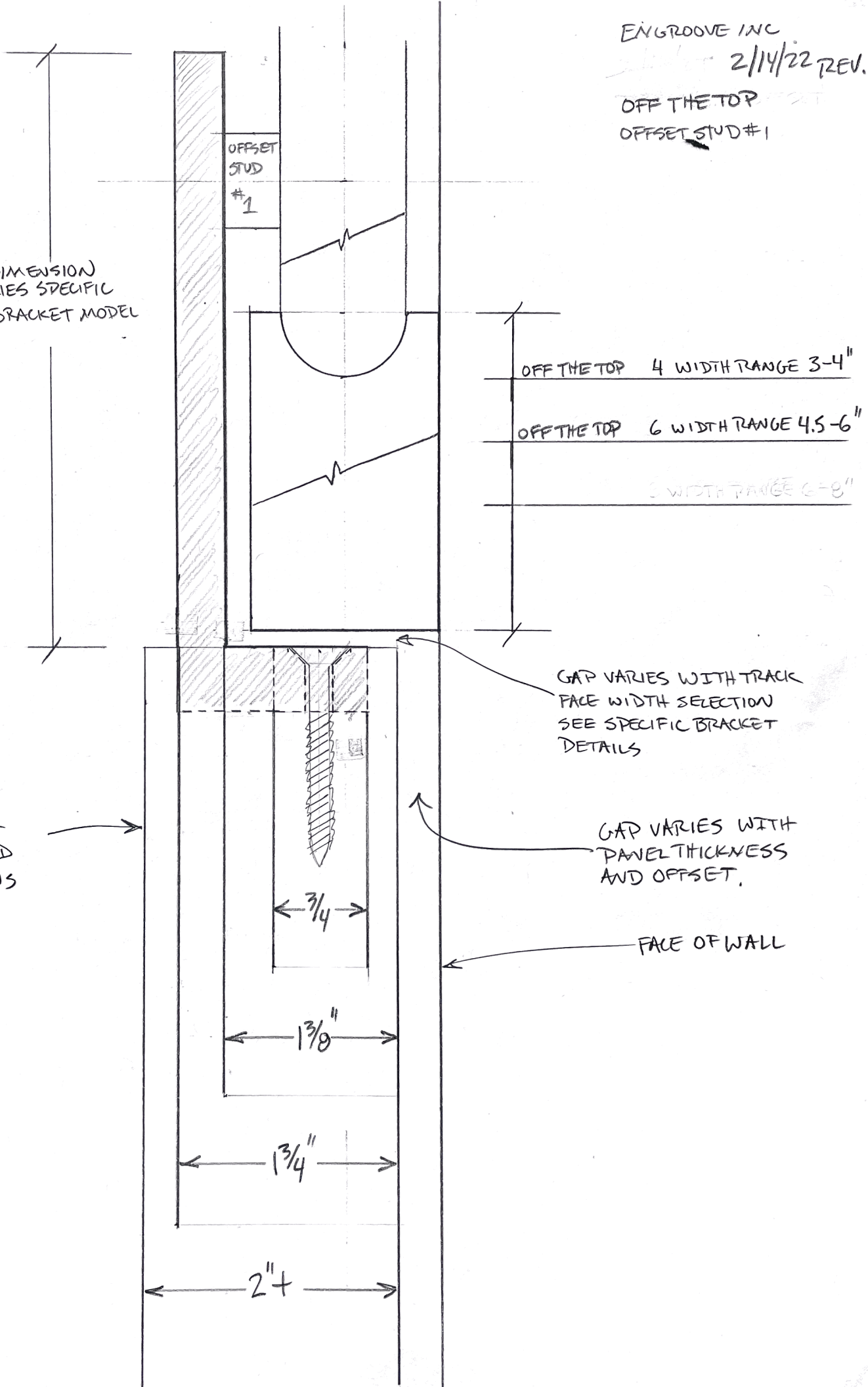
FACE OF WALL

$\frac{3}{4}$ "

$1\frac{3}{8}$ "

$1\frac{3}{4}$ "

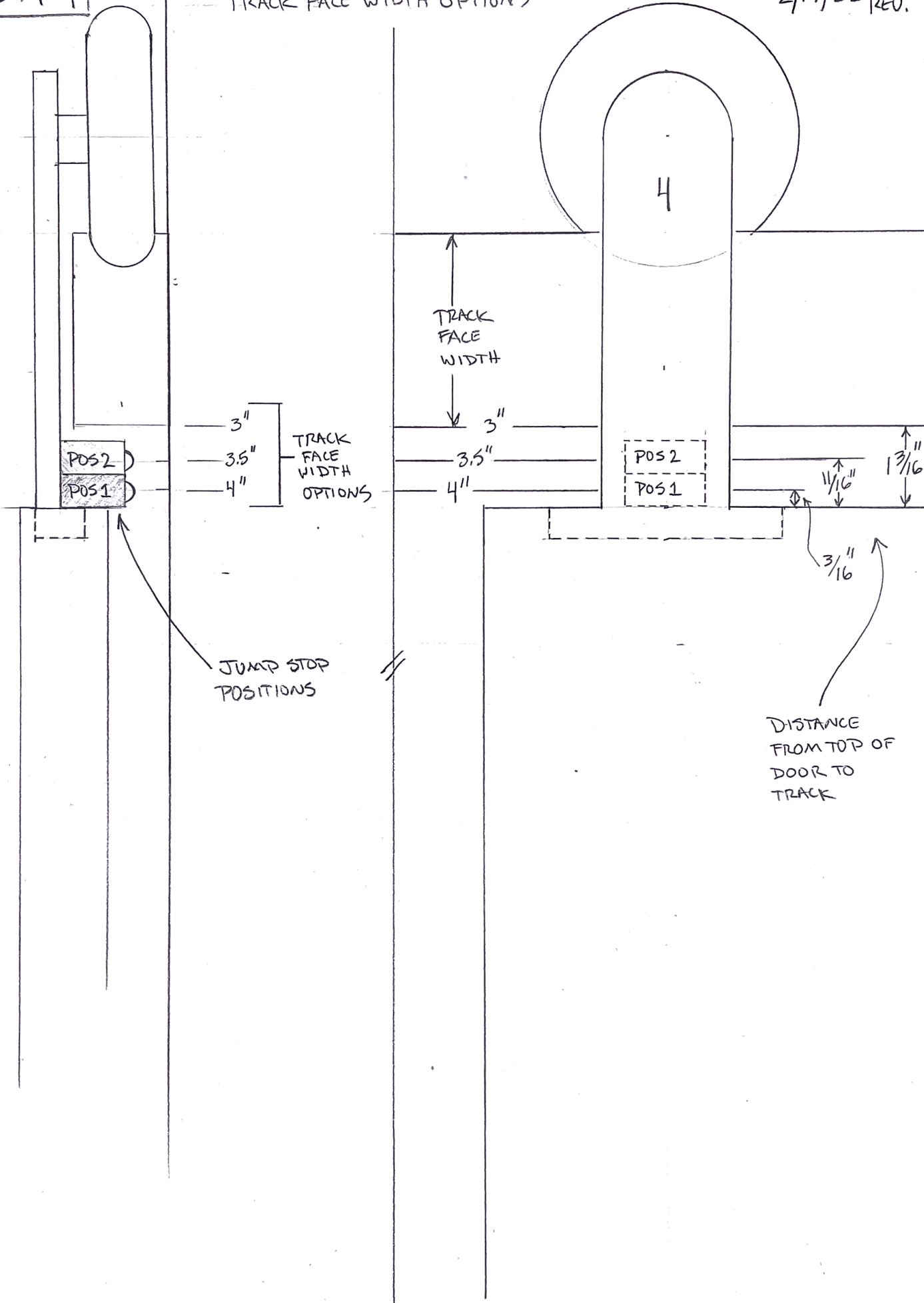
2"+



TD/OTT 4

TOP DOWN + OFF THE TOP 4
TRACK FACE WIDTH OPTIONS

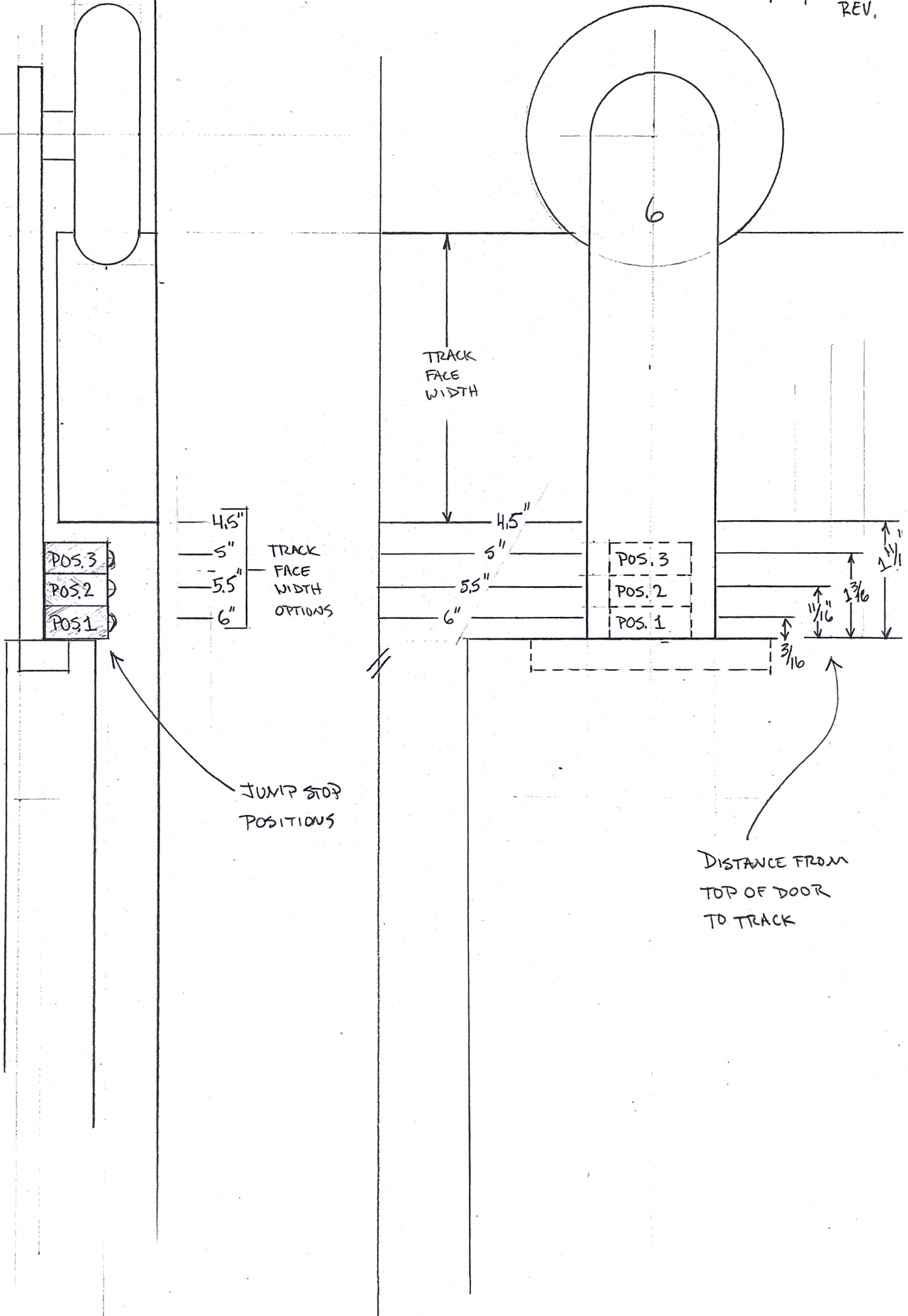
© ENGROOVE INC
2/14/22 REV.



TD/OTT 6

TOP DOWN + OFF THE TOP 6 TRACK FACE WIDTH OPTIONS

© ENVIROOVE INC
2/14/22
REV.



- 4.5"
- 5" TRACK FACE WIDTH OPTIONS
- 5.5"
- 6"

TRACK FACE WIDTH

- POS. 3
- POS. 2
- POS. 1

JUMP STOP POSITIONS

DISTANCE FROM TOP OF DOOR TO TRACK