

# Panorama

Technical sheet

WENDELBO



# Panorama / Shaped with simplified volumes

The modular Panorama Sofa is shaped with simplified volumes and repeated proportions, resulting in an organic fit for any space, be it modest or grand. With its curved, embracing back, the sofa pulls the user intuitively into the deep, comfortable seat modules, fully upholstered to the ground.

## DESIGNER

Jonas Wagell

## CATEGORY

Modular sofas

## TEST

EN 16139

GB

## ASSEMBLY

Assembled upon receipt

## LEGS

Black stained solid oak

## STRUCTURE INTERIOR

Frame made of solid wood and MDF with webbing spring system

## STRUCTURE PADDING

High-resilient, variable density, polyurethane foam with dacron padding

## SEAT

High-resilient, variable density, polyurethane foam with dacron padding

## BACK

High-resilient, variable density, polyurethane foam with dacron padding

## COVER

Fixed

## MAINTENANCE

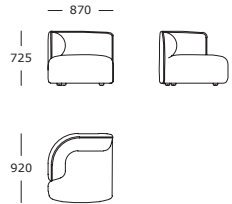
To ensure the longevity of your product, please follow our care and maintenance guides. All guides can be downloaded at [wendelbo.com/care](http://wendelbo.com/care)

## WARRANTY

5 years

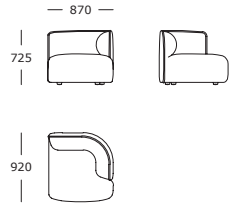
**Module 1**

1 seater, side left



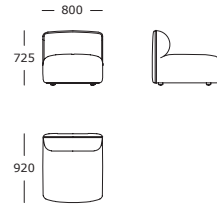
**Module 2**

1 seater, side right



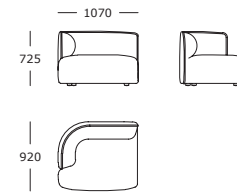
**Module 3**

1 seater, centre



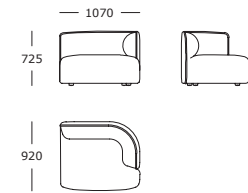
**Module 4**

Large 1 seater, side left



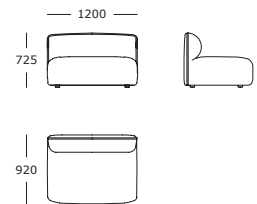
**Module 5**

Large 1 seater, side right



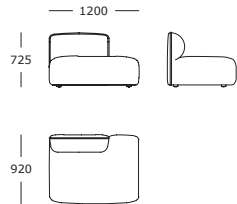
**Module 6**

1.5 seater, centre



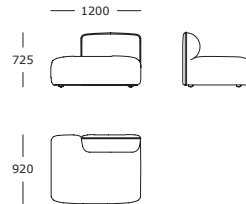
**Module 7**

1.5 seater, open end right



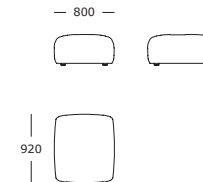
**Module 8**

1.5 seater, open end left



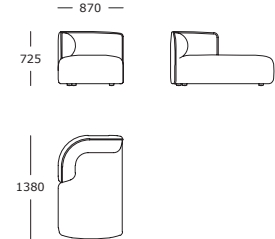
**Module 9**

1 seater, centre no back



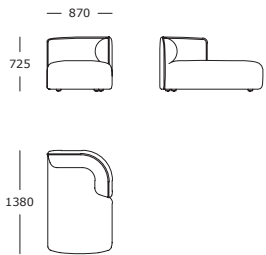
**Module 10**

Chaise long, left



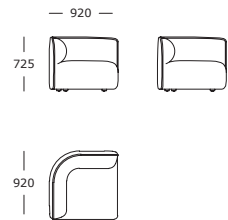
**Module 11**

Chaise long, right



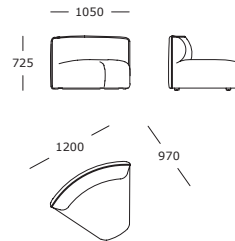
**Module 12**

Corner, 90 degree



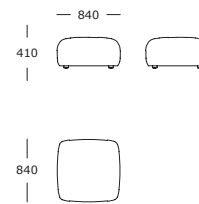
**Module 13**

Corner, 60 degree



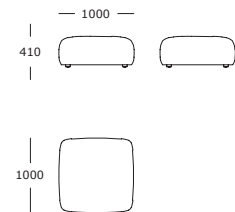
**Module 14**

Small pouf



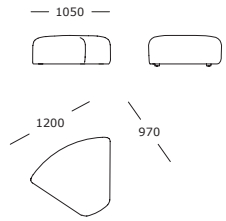
**Module 15**

Large pouf



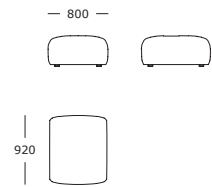
**Module 16**

Corner, 60 degree, no back



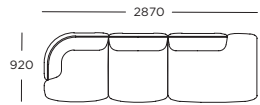
**Module 17**

1 seater, centre  
Curved front and back



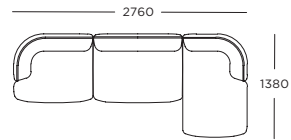
**Configuration 1**

Modules 1 + 3 + 7



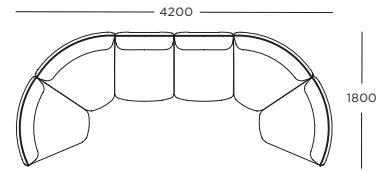
**Configuration 2**

Modules 4 + 6 + 11



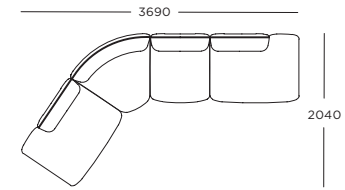
**Configuration 3**

Modules 13 + 13 + 3 + 3 + 13 + 13



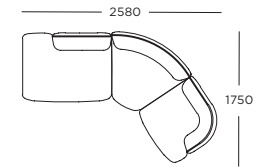
**Configuration 4**

Modules 8 + 13 + 3 + 7



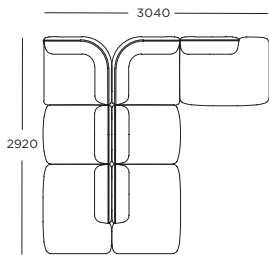
**Configuration 5**

Modules 8 + 13 + 2



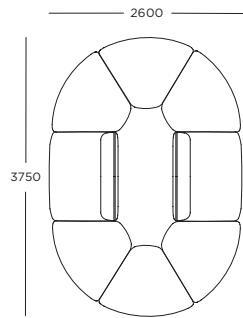
**Configuration 6**

Modules 12 + 3 + 7 + 8 + 3 + 12 + 7



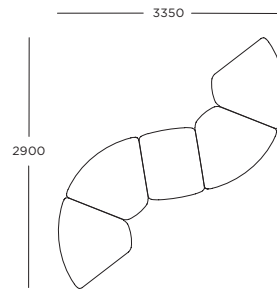
**Configuration 7**

Modules 6 x 16 + 6 + 6



**Configuration 8**

Modules 16 + 16 + 17 + 16 + 16



**Configuration 9**

Modules 8 + 13 + 3 + 6 + 13 + 3 + 13 + 3 + 13

