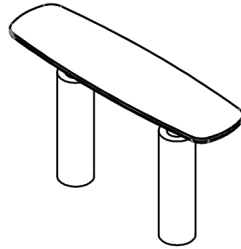


Atrium Console Table


SKU#:

ASSEMBLY INSTRUCTION:

Thank you for purchasing the Console Table.
 This page lists all the contents included in the box.
 Please take time to identify the hardware as well as
 the individual components of this product.
 As you unpack and prepare for assembly,
 place the contents on a carpeted or padded area
 to protect them from damage.

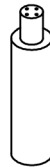


ASSEMBLY REQUIREMENTS:



Do Not Use Power Tools

PARTS:



① TABLE TOP & CONNECTING PLATE =1PC

② CONNECTION PIECE =2PC

③ BASE =2PC

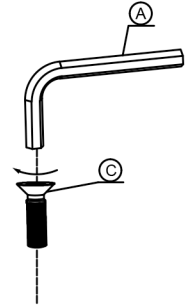
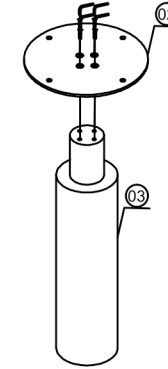
HARDWARE:



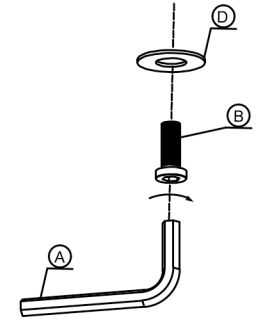

Ⓐ ALLAN WRENCH =1PC Ⓑ MACHINE SCREW =8PCS (M6 16mm) Ⓒ MACHINE SCREW =8PCS (M6 30mm) Ⓓ WASHER =8PCS

Atrium Console Table

1



2



3

