

WWW.WENDELBO.DK

WENDELBO INTERIORS A/S
MOSEVEJ 20 A
DK - 8240 RISSKOV
DENMARK



WENDELBO

DESIGN BY JONAS WAGELL



EXPOSE
ASSEMBLY INSTRUCTION




Please read these instructions carefully and keep for future reference. Refer to parts inventory for guidance and ensure you have all pieces before starting.

When assembling, place all parts on a soft, clean and flat surface such as a carpet to prevent scratches.

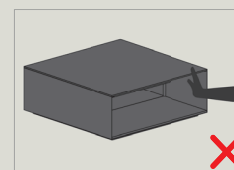

PART INVENTORY

ID	DESCRIPTION		QTY
A	SMOKED GLASS		1
B	DARK EMPERADOR MARBLE		2



Slice the marble tray into place carefully

Place the glass top on the metal base



Never push the table for moving