

WWW.WENDELBO.DK

WENDELBO INTERIORS A/S
MOSEVEJ 20 A
DK - 8240 RISSKOV
DENMARK



WENDELBO

DESIGN BY 365 NORTH




BLADE
ASSEMBLY INSTRUCTION

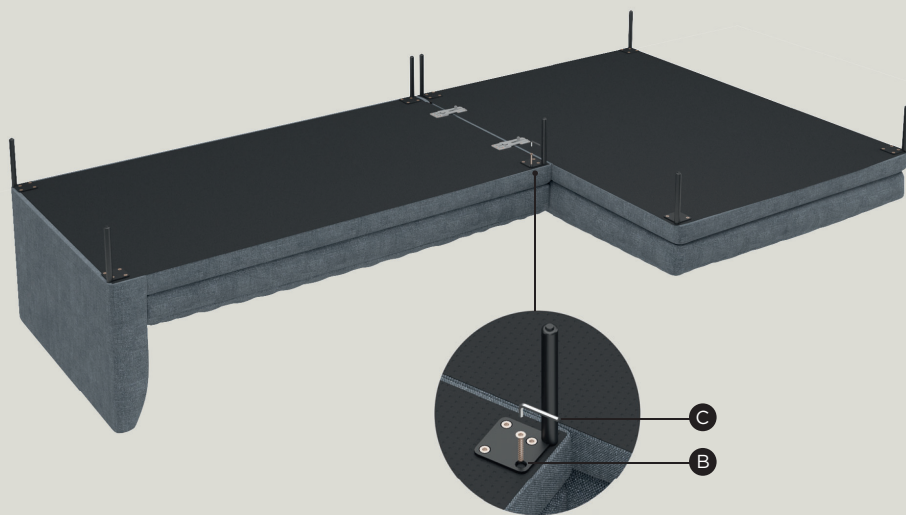


Please read these instructions carefully and keep for future reference. Refer to parts inventory for guidance and ensure you have all pieces before starting.

When assembling, place all parts on a soft, clean and flat surface such as a carpet to prevent scratches.

PART INVENTORY

ID	DESCRIPTION		QTY
A	LEG		8
B	SOCKET HEAD SCREW		32
C	ALLEN KEY		1
D	CONNECTION JOINT		2



Push sectional pieces together firmly

Lift section D to separate modules

