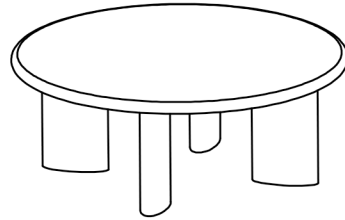


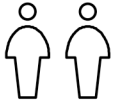
# Evona Coffee Table

## ASSEMBLY INSTRUCTION:

Thank you for purchasing the Coffee Table.  
This page lists all the contents included in the box.  
Please take time to identify the hardware as well as  
the individual components of this product.  
As you unpack and prepare for assembly,  
place the contents on a carpeted or padded area  
to protect them from damage.

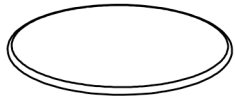


## ASSEMBLY REQUIREMENTS:

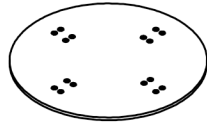


Do Not Use Power Tools

## PARTS:



01 TABLE TOP & CONNECTING PLATE=1PC



02 CONNECTING PLATE =1PC



03 BASE =4PCS

## HARDWARE:



A ALLAN WRENCH =1PC



B MACHINE SCREW =16PCS  
(M6 25mm)

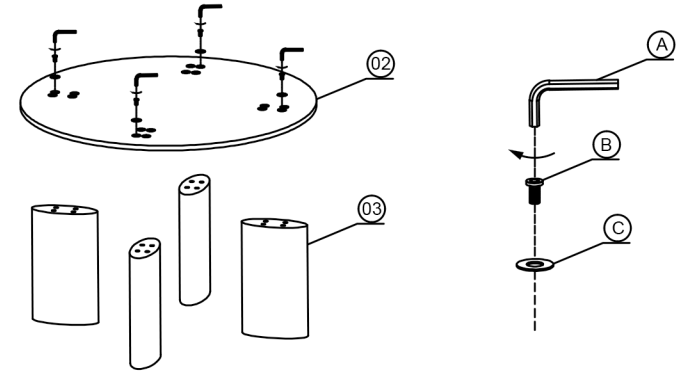


C WASHER =16PCS

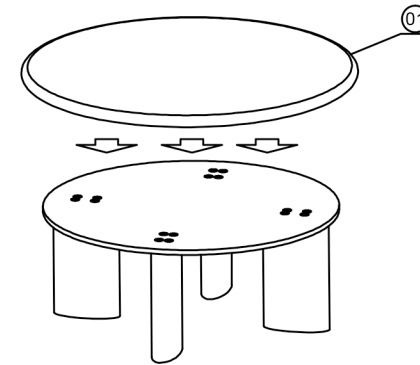


# Evona Coffee Table

1



2



3

