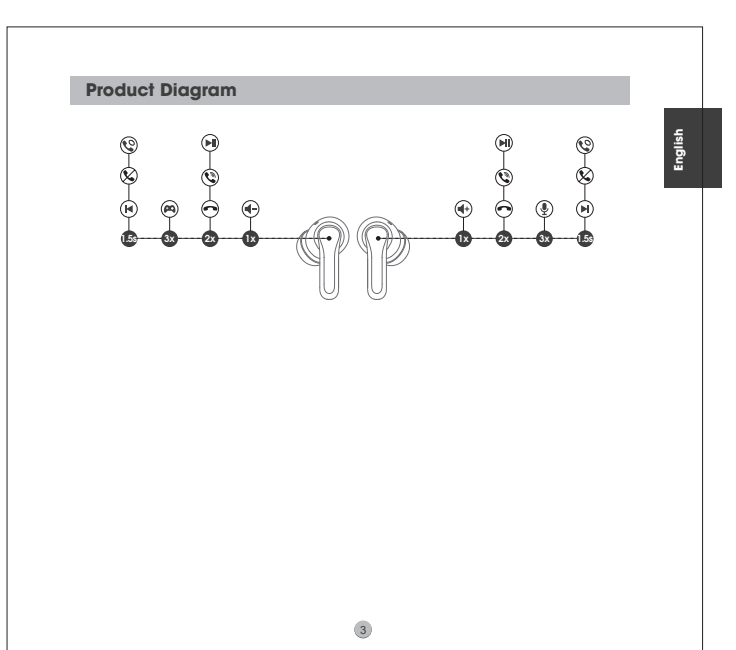


Contents table listing languages and their corresponding page numbers: English (1-7), Deutsch (8-14), Français (15-21), Español (22-27), Italiano (28-33), 日本語 (34-39), 中文 (40-45).

Initial Setup section in English, including steps for opening the charging case, pairing with a Bluetooth device, and wearing the earbuds.

Wearing section in English, showing diagrams of how to correctly insert the earbuds into the ear.



Control section in English, listing functions like Power On, Power Off, Play/Pause, Next Track, Previous Track, and Volume Up/Down with their corresponding touch gestures.

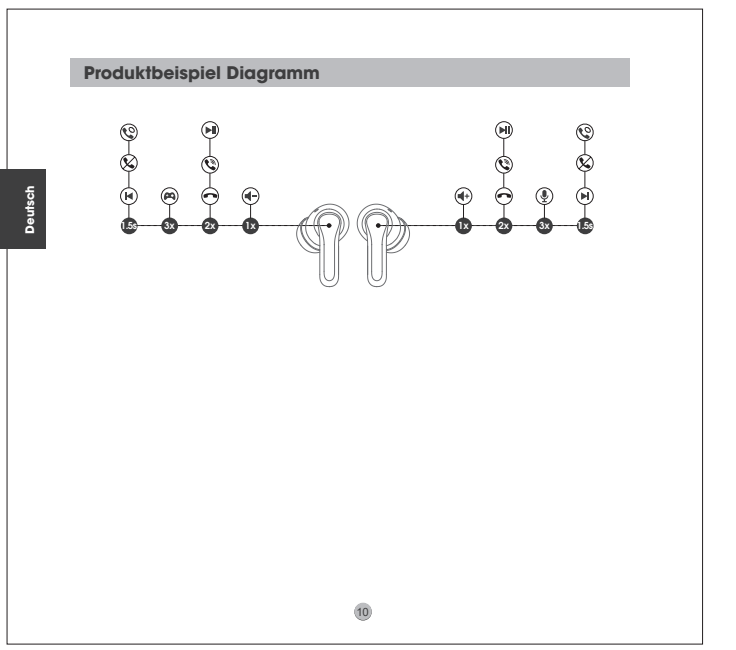
Q&A section in English, addressing questions about the indicator light of the charging case and the charging process.

40: How to charge the charging case? 41: Why is the indicator light of the charging case not lit? 42: Why is the charging case not charging?

FCC Statement section in English, providing regulatory information for the United States.

Erstmalige Verwendung section in German, detailing the initial setup and pairing process.

Zurücksetzen section in German, explaining how to reset the earbuds.



Kontrolle section in German, listing control functions and their touch gestures.

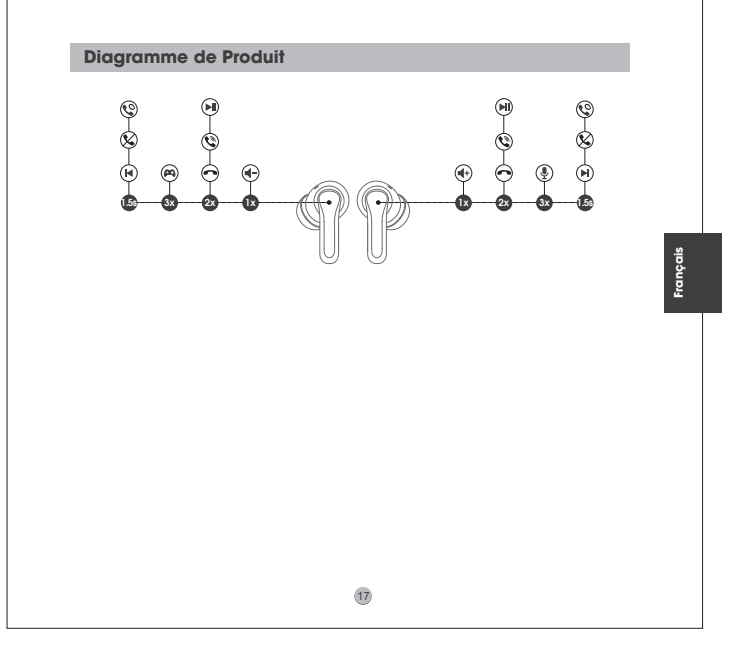
F&A section in German, answering frequently asked questions.

F2: So laden Sie das Ladegerät auf? F3: Warum sind die Ohrhörer immer noch mit dem Ladegerät verbunden, wenn ich sie aus dem Ladegerät entferne?

Note section in German, providing additional information and warnings.

Primeria utilización section in Spanish, covering initial setup and pairing.

Reiniciar section in Spanish, explaining the reset procedure.



Control section in Spanish, listing control functions and touch gestures.

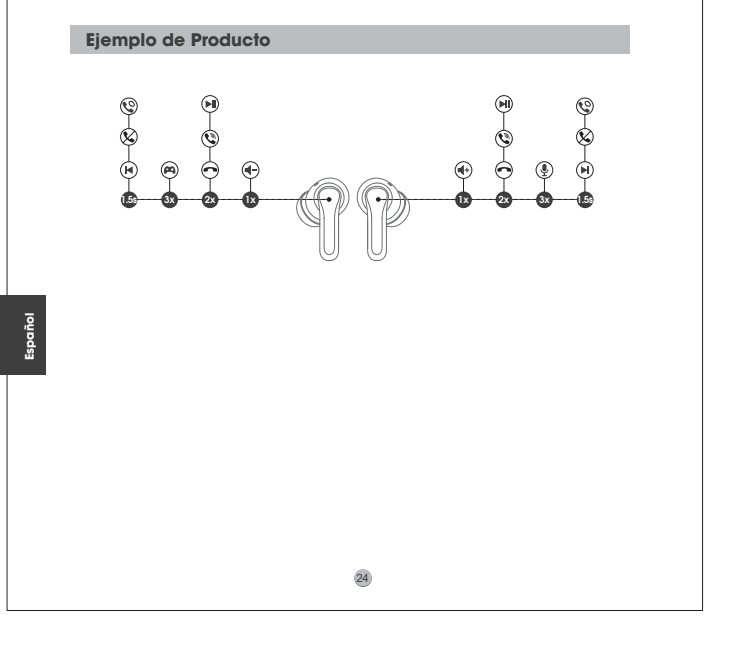
Q&A section in Spanish, addressing user questions.

61: ¿Cómo cargar el estuche de carga? 62: ¿Por qué los auriculares siguen conectados al estuche después de haberlos desconectado?

Note section in Spanish, providing additional information.

Primer uso section in Italian, detailing the initial setup and pairing process.

Ripristinare section in Italian, explaining how to reset the earbuds.



Control section in Italian, listing control functions and touch gestures.

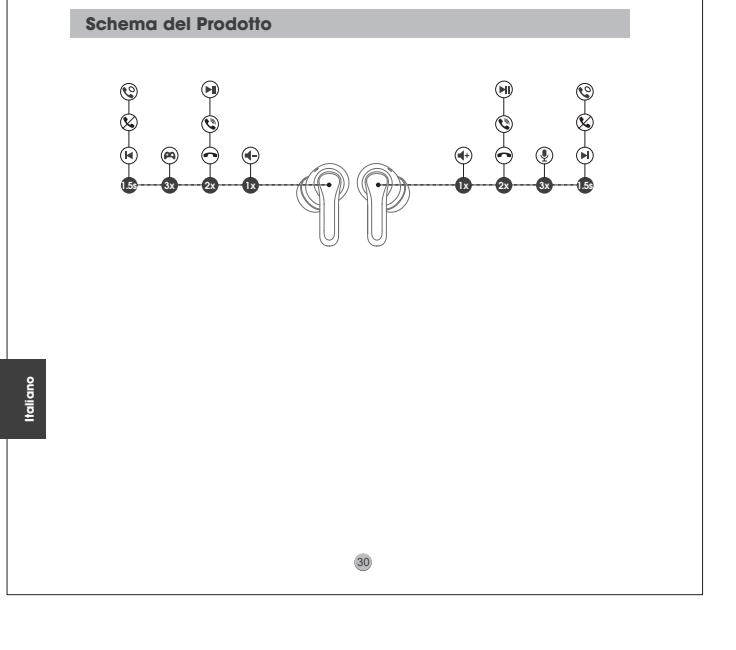
Q&A section in Italian, addressing user questions.

F1: Perché gli auricolari non si collegano al telefono? F2: Perché gli auricolari continuano a essere collegati all'auricolare dopo averli scollegati?

Note section in Italian, providing additional information.

Configurazione iniziale section in French, covering initial setup and pairing.

Réinitialiser section in French, explaining the reset procedure.



Contrôle section in French, listing control functions and touch gestures.

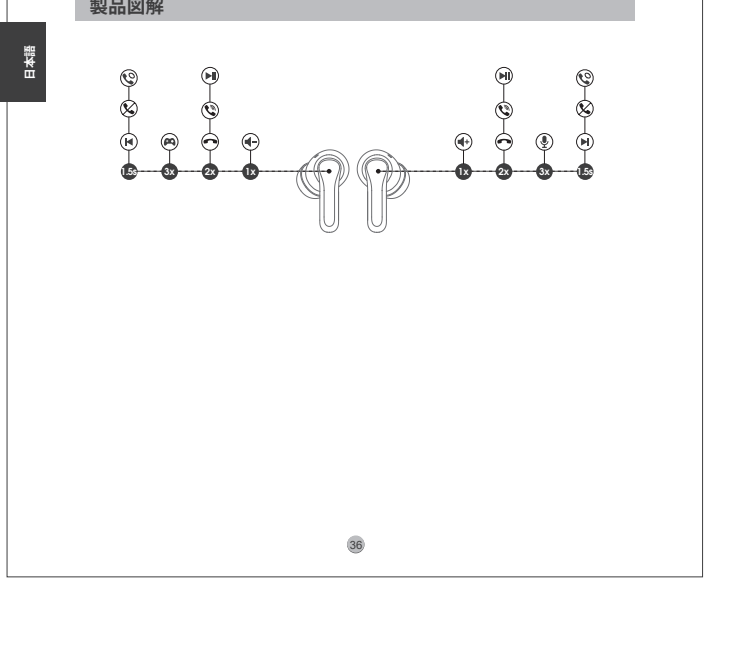
Q&A section in French, addressing user questions.

61: Comment charger le boîtier de charge? 62: Comment contourner la validation de l'accès?

Note section in French, providing additional information.

初めての使用 section in Japanese, detailing the initial setup and pairing process.

リセット section in Japanese, explaining how to reset the earbuds.



操作方法 section in Japanese, listing control functions and touch gestures.

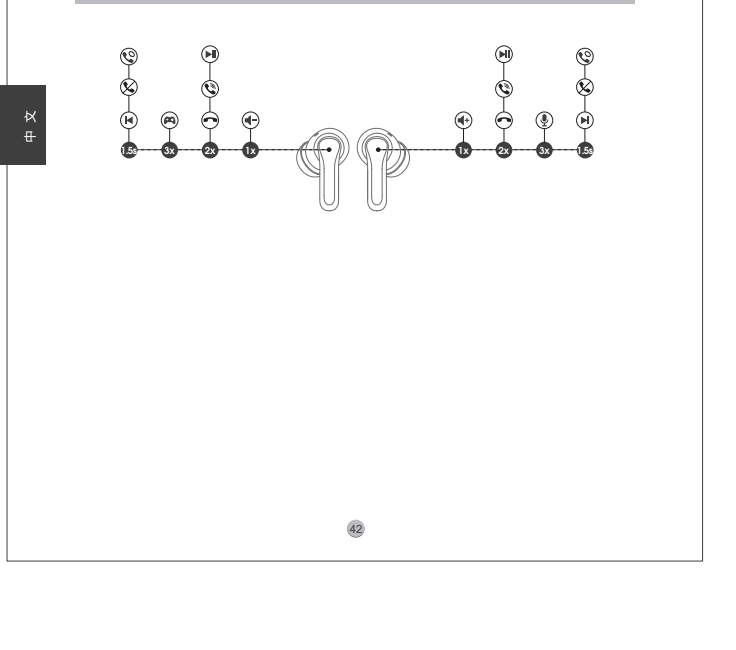
Q&A section in Japanese, addressing user questions.

Q1: 充電ケースの充電方法について. Q2: 充電ケースの充電ランプが点滅しない理由について.

Note section in Japanese, providing additional information.

首次使用 section in Chinese, detailing the initial setup and pairing process.

重置 section in Chinese, explaining how to reset the earbuds.



操作方法 section in Chinese, listing control functions and touch gestures.

Q&A section in Chinese, addressing user questions.

Q1: 如何给充电盒充电? Q2: 为什么充电盒的指示灯不亮?

Note section in Chinese, providing additional information.