


PROJECT:	
CATALOG #	
TYPE:	DATE:

## LED FLOOD LIGHT

### DESCRIPTION

Litetronics LED Flood Lights are available in two sizes and range from 30W to 330W. The units are offered with selectable wattage and CCT (3000K, 4000K and 5000K), photocell, power controller, pluggable sensor socket (150W, 255W, 330W models only) or 3-pin shorting cap (255W & 330W models only). Optional Sensors include PIR (SC005), Microwave (SC006) and our LiteSmart Sensor (SC008) enabling the same energy saving control but can be setup and managed on a group level via the LiteSmart mobile app to meet code and local ordinance.

The fixtures also offer versatility in installation. The units come standard with cable lengths ranging from 1.15 Ft. – 1.65 Ft. (check model for appropriate cable lengths). Optional mounts offered include yoke, knuckle, trunnion, and slipfitter.



### FEATURES

- Field selectable wattage and CCT (3000K, 4000K, 5000K)
- Optional yoke, knuckle, trunnion and slipfitter mountings available
- 3-pin shorting cap (255W and 330W models only)
- Photocell (60W, 100W & 150W models only), power controller
- Pluggable sensor socket (150W, 255W and 330W models only)
- Compatibility with LiteSmart mobile app (150W, 255W and 330W only)
- 50,000-hour rated life
- 5-year warranty
- DLC 5.1 Premium

### MOUNTING

- Yoke
- Knuckle
- Trunnion
- Slipfitter

### MARKETS

- Monument signs
- Parking lots
- Store fronts
- Yard and lot lighting
- Building facade
- Flag poles
- Statues and monuments

### CERTIFICATIONS



## SPECIFICATIONS

**Life (@L70):** 50,000 hours

**Warranty:** 5 years

### PERFORMANCE

#### Operating temp

**FL0601:** -22F to 122°F (-30°C to 50°C) **FL2552:** -40F to 113°F (-40°C to 45°C)

**FL1001:** -22F to 122°F (-30°C to 50°C) **FL3302:** -40F to 113°F (-40°C to 45°C)

**FL1501:** -22F to 122°F (-30°C to 50°C)

**Efficacy (LPW):** 140

**CRI - FL0601:** 80 **FL2552:** 70

**FL1001:** 80 **FL3302:** 70

**FL1501:** 80

### ELECTRICAL

**Input voltage:** 120-277V (480V option MTO)

**Input frequency:** 50/60Hz

**PF:** ≥.95

**THD:** ≤ 20%

#### Surge protection

**FL0601:** 2.5KV **FL2552:** 10KV

**FL1001:** 4KV **FL3302:** 10KV

**FL1501:** 4KV

**Dimming:** 0-10V

**Minimum dimming:** N/A

**Aux. Voltage:** N/A

#### Driver Class

**FL0601:** N/A **FL2552:** Class P

**FL1001:** Class P **FL3302:** Class P

**FL1501:** Class P

#### Whip/Cord

**FL0601:** 1.15' **FL2552:** 1.65'

**FL1001:** 1.65' **FL3302:** 1.65'

**FL1501:** 1.65'

**Sensor:** Plug-In: Choice of MW, PIR, and Bluetooth (150W, 255W and 330W only)

### OPTICAL

#### Beam

**FL0601:** 110° **FL2552:** 140°

**FL1001:** 110° **FL3302:** 140°

**FL1501:** 110°

#### Lens

**FL0601:** Glass Clear **FL2552:** Polycarbonate Clear

**FL1001:** Glass Clear **FL3302:** Polycarbonate Clear

**FL1501:** Glass Clear

**UGR:** N/A

### PHYSICAL

**Finish:** Matte Powder Coat

**Color:** Dark Bronze

**Housing:** Painted Steel

### INDUSTRY STANDARDS/RATINGS

#### Bug Rating

**FL0601:** B3-U1-G1

**FL1001:** B3-U1-G1

**FL1501:** B4-U1-G1

**FL2552:** B5-U1-G1

**FL3302:** B5-U1-G2

**IP:** 65

**IK:** N/A

**Location:** Wet

**Outdoor Rated:** Yes

**IC:** No

**UL/ETL:** UL

**FCC:** Yes

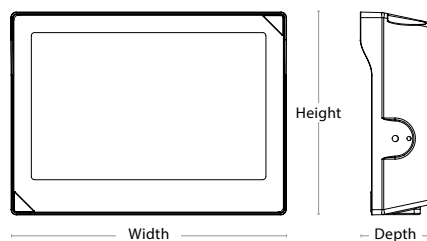
**RoHS:** Yes

**DLC:** 5.1 Premium

### DIMENSIONS / WEIGHT

ORDER#	WIDTH	HEIGHT	DEPTH	WEIGHT
FL0601	8.70"	6.42"	2.28"	3.42 lbs.
FL1001	10.28"	7.52"	2.72"	6.24 lbs.
FL1501	11.45"	8.3"	2.87"	8.07 lbs.
FL2552	14.29"	12.79"	4.02"	13.45 lbs.
FL3302	16.22"	13.74"	3.94"	17.42 lbs.

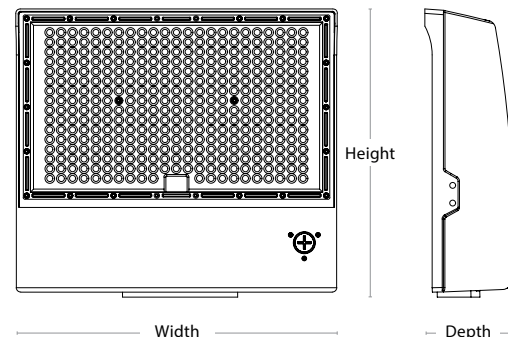
#### SMALL FORM FACTOR #1 FL0601/FL1001/FL1501



### MOUNTING

**Optional:** Yoke, Knuckle, Trunnion, and Slipfitter mounting

#### LARGE FORM FACTOR #2 FL2552/FL3302




## ORDERING INFORMATION

Listed below are the selectable wattage settings and lumens for each model number.


FL0601



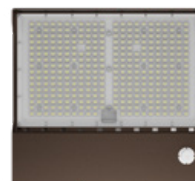
FL1001




FL1501



FL2552



FL3302



ORDERING CODE	DESCRIPTION	WATTS	VOLTS	CCT (K)	LUMENS
FL0601	Flood Light	30   45   60	120-277V	3000   4000   5000	4,200   6,300   8,400
FL1001	Flood Light	60   80   100	120-277V	3000   4000   5000	8,400   11,200   14,000
FL1501	Flood Light	100   120   150	120-277V	3000   4000   5000	14,000   16,800   21,000
FL2552	Flood Light	150   200   255	120-277V	3000   4000   5000	21,000   28,000   35,700
FL3302	Flood Light	250   290   330	120-277V	3000   4000   5000	35,000   40,600   46,200

## HIGH VOLTAGE


ORDERING CODE	DESCRIPTION	WATTS	VOLTS	CCT (K)	LUMENS
FL2552HV	Flood Light	150   200   255	277-480V	3000   4000   5000	21,000   28,000   35,700
FL3302HV	Flood Light	250   290   330	277-480V	3000   4000   5000	35,000   40,600   46,200

Litetronics, Inc. | 6969 W. 73rd St. Bedford Park, IL 60638 | Tel:1-800-860-3392 | customerservice@litetronics.com

[www.Litetronics.com](http://www.Litetronics.com)

## FIXTURE MOUNTS

### YOKE MOUNTS



ORDERING CODE	DESCRIPTION	USAGE
FLAYM1	Flood Light Yoke Mount	For use with 60W product only.
FLAYM2	Flood Light Yoke Mount	For use with 100W product only.
FLAYM3	Flood Light Yoke Mount	For use with 150W product only.
FLAYM4	Flood Light Yoke Mount	For use with 255W product only.
FLAYM5	Flood Light Yoke Mount	For use with 330W product only.



### KNUCKLE MOUNTS

ORDERING CODE	DESCRIPTION	USAGE
FLAKM1	Flood Light Knuckle Mount	For use with 60W product only, 1/2" thread.
FLAKM2	Flood Light Knuckle Mount	For use with 100W and 150W product only, 1/2" thread.



### TRUNNION MOUNTS

ORDERING CODE	DESCRIPTION	USAGE
FLATM1	Flood Light Trunnion Mount	For use with 60W product only.
FLATM2	Flood Light Trunnion Mount	For use with 100W and 150W product only.
FLATM3	Flood Light Trunnion Mount	For use with 255W and 330W product only.

### SLIPFITTER MOUNTS

FLASFM1      ALFLASFM      FLASFM3

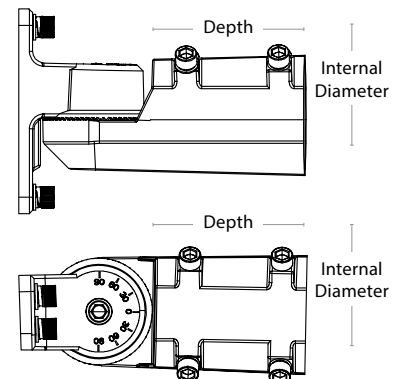


ORDERING CODE	DESCRIPTION	USAGE
FLASFM1	Flood Light Slipfitter Mount	For use with 60W product only. <b>(MTO only).</b>
ALFLASFM	Area Light/Flood Light Slipfitter Mount	For use with area light 150-300W and flood light 100-150W product only.
FLASFM3	Flood Light Slipfitter Mount	For use with 255W and 330W product only.

### SLIPFITTER

ORDER#	DEPTH	INTERNAL DIAMETER
ALFLASFM	3.5"	2.44"

**Note:** Minimum recommended tenon length of 6".



## ACCESSORIES



## SENSORS & CONTROLS

ORDERING CODE	DESCRIPTION	USAGE
SC010	Elbow with 1 Pin Sensor Socket	Ordered separately - Required for all Plug-In sensors SC005, SC006, SC008 (available for 150W model only).
SC005	Plug-in PIR Sensor	Enable occupancy sensing on pluggable fixtures.
SC006	Plug-in Microwave Sensor	Enable occupancy sensing on pluggable fixtures.
SCR053	Remote Control	Used (with SC005 and SC006 sensor) to adjust settings after installation.
SC008	Plug-in Bluetooth PIR Sensor with IR	This sensor enables wireless control of fixtures, or groups of fixtures, through the LiteSmart mobile app (150W, 255W and 330W only).
SCR054	Remote Control	Used to Commission LiteTronics "Next Generation" LiteSmart IR-Enabled Sensor.
OLAPC1	3-pin photocontrol	Photocontrol for 120-277V.
OLAPC2	3-pin photocontrol	Photocontrol for 277-480V (MTO Only).



## SURGE PROTECTOR

ORDERING CODE	DESCRIPTION	USAGE
OLASP1	Surge Protector 20KV	Used for applications that need increased surge protection for 120-277V.
OLASP	Surge Protector 20KV	Used for applications that need increased surge protection for 277-480V.

## WIRELESS CONTROL WITH PLUGGABLE SENSORS



The optional MW (SC006), and PIR Sensor (SC005) a remote control for easy setup and control of individual fixtures.



The smart PIR sensor uses a remote control (SCR054) to Commission and group Litetronics "Next Generation" LiteSmart IR-Enabled SC008 Sensor.

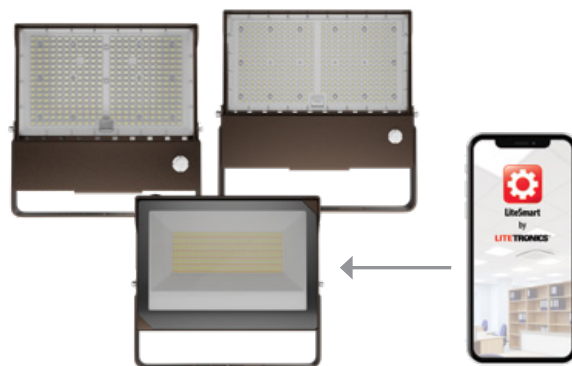


### LITESMART



LiteSmart is a mobile app that enables total management of lighting systems at the touch of your fingers. Within the app, all functionality can be set up and controlled; on/off, dimming, grouping, scene creation and time scheduling. Adjustments can also be made to the occupancy sensor settings, then implemented across an entire group in seconds.

- Total control over your lighting system
- Quick and easy changes that can be implemented in seconds across a group of fixtures
- Further energy reduction via occupancy sensing, and max wattage control
- Ability to create custom scenes based on specific needs, such as presentations
- Time scheduling that sets hours of operation per day



Set up and manage your space with LiteSmart.  
**Note:** 150W, 255W and 330W only.