

# KT-EX-TP2-WH3RL-SD

## EXIT SIGN

### DESCRIPTION

LED Exit Sign | Single or Double Facing | Wet Rated |  
White Finish | Red Lettering | Surface Mount |  
Battery Backup | Built-in Test Switch | 120/277V Input

### APPLICATION

UL 924 Compliant Wet Rated Exit Sign with Built-in Red Lettering. Provides 90 Minutes of Emergency Power.



### PRODUCT FEATURES

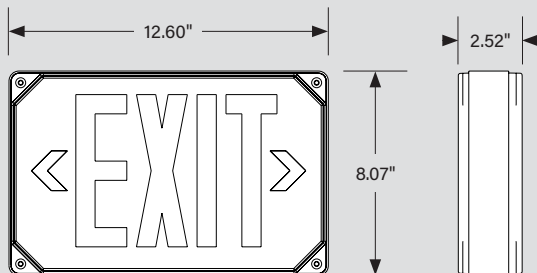
- Red LED and Diffuser Color
- Includes Single or Double Facing Configurations
- Surface Mount - Back, Side, or Top
- Integrated Backup Battery - NiMH 500mAh
- 90 Minutes of Emergency Power
- Integrated Test Switch & Charge Indicator
- UL Certified for Wet Locations
- Thermoplastic Housing - UL 94 5VA Flame Rating
- Ambient Operating Temperature: 0°C/32°F to 40°C/104°F
- Universal J-Box Mounting Pattern

### PERFORMANCE SPECIFICATIONS

Catalog Number	Input Voltage	Input Power	Letter Color	Housing Color	Mounting	Battery Type	Battery Capacity	Recharge Time	Remote Capable
KT-EX-TP2-WH3RL-SD	120/277V	3W	Red	White	Surface: Top, Side, and Back Mount	Nickel-Metal Hydride	500mAh	24 Hours	No

\* See Ordering Information and Catalog Number Breakdown for more details.

### PHYSICAL SPECIFICATIONS



### Weight

Fixture Weight	Carton Weight
4.6 lbs	31.9 lbs

## KT-EX-TP2-WH3RL-SD EXIT SIGN

### FIELD-ADJUSTABLE FEATURES: CHEVRONS, FACINGS & MOUNTING ORIENTATION

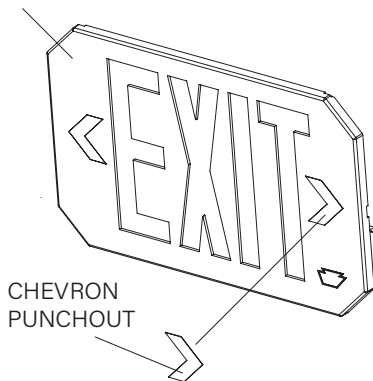
This fixture is equipped with field-adjustable removable chevrons, single (front only) or double (front and back) faceplates, and three mounting options (top, side, or back).

*Note: Ensure power is off to the fixture and rechargeable battery is disconnected before making any adjustments.*

#### Use of Chevrons

Remove punchout chevron(s) on faceplate, as needed. The diffuser would need to be removed to allow chevron removal. Re-secure diffuser after chevron removal.

FACEPLATE



#### Single or Double-Sided Faceplates

This fixture ships with two "EXIT" sign faceplates and one back/solid faceplate to allow for either single- or double-sided Exit Sign. Single-sided Exit Sign will use one "EXIT" faceplate and the back/solid faceplate, while double-sided Exit Sign will use two "EXIT" faceplates. All three faceplates are included.

# KT-EX-TP2-WH3RL-SD

EXIT SIGN

## MOUNTING OPTIONS

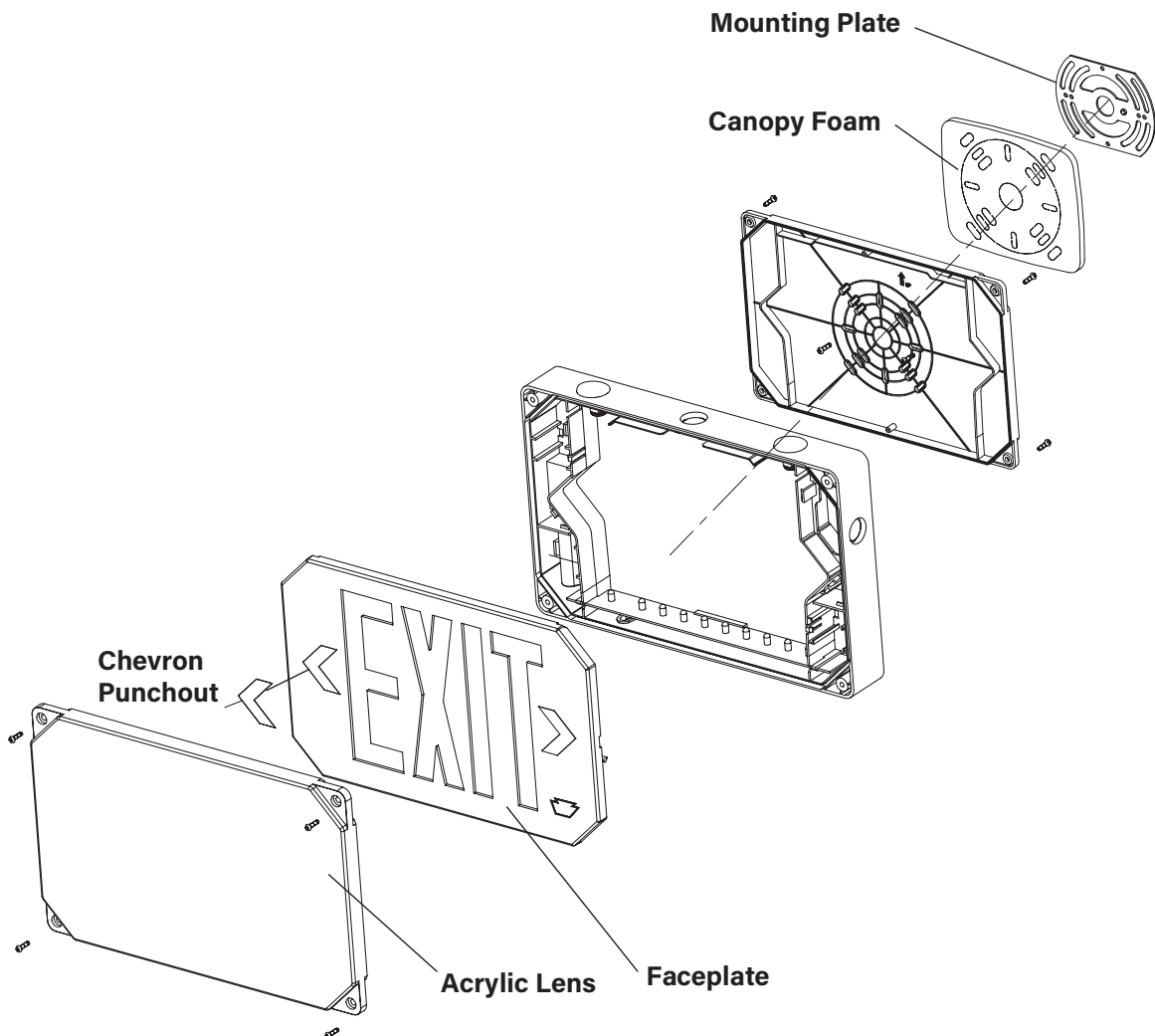
### BACK MOUNT



### TOP MOUNT



### SIDE MOUNT




**SMART//SAFE®**

# KT-EX-TP2-WH3RL-SD

## EXIT SIGN

### ORDERING INFORMATION

Catalog Number	Finish	UPC	Easy Code
KT-EX-TP2-WH3RL-SD	White	843654165028	MRB-38

### CATALOG NUMBER BREAKDOWN

# KT-EX-TP2-WH3RL-SD

1 2 3 4 5 6 7 8 9

**1** Keystone Technologies

**2** Exit Sign

**3** Thermo Plastic

**4** Form Factor 2

**5** Housing Color

**6** Facings

**7** Lettering Color

**8** Mounting

**9** Input Voltage

**5** Housing Color

WH

White

**6** Facings

3

Single and Double

**7** Lettering Color

RL

Red Lettering

**8** Mounting

S

Surface Mount

**9** Input Voltage

D

120/277V