



KTLD-22-1-700-FDIM-AK1

CONSTANT CURRENT LED DRIVER



DESCRIPTION

LED Driver | 22W | 120V Input | 700mA Constant Current Output

DRIVER TYPE: Constant Current LED Driver

MAX. OUTPUT POWER: 22 W

INPUT VOLTAGE: 120Vac ±10%

OUTPUT VOLTAGE: 10~32 Vdc

OUTPUT CURRENT: 700 mA

DIMMING: Phase Control

WARRANTY: 5 Years

PRODUCT FEATURES

- Meets FCC Part 15 (Class B) Consumer Limits at 120V Input
- Short Circuit Overload and Open Load Protection
- Type 1 Outdoor, Suitable for Dry and Damp Locations
- UL 8750 Recognized Component LED Power Unit
- Compatible with most Lutron TRIAC dimmers
- Class 2 Output
- 90°C/194°F Maximum Case Temperature
- Input Frequency: 60 Hz

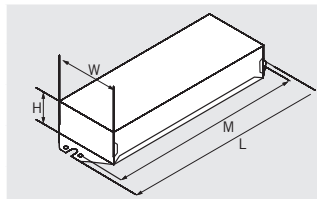
SPECIFICATIONS

ELECTRICAL SPECIFICATIONS

Family	INPUT CHARACTERISTICS				OUTPUT CHARACTERISTICS			FEATURES
	Input Voltage	Input Power	Power Factor	Max. Current	Max. Output Power	Rated Output Current	Output Voltage	Efficiency
22W	120Vac	27W	>0.9	0.25A	22W	700mA	10~32Vdc	81%

MECHANICAL SPECIFICATIONS

CASE DIMENSIONS



LENGTH 4.80"

WIDTH 1.58"

HEIGHT 0.96"

MOUNTING 4.29"

CASE STYLE AK1

STANDARD LEAD LENGTHS*

WHITE 12.00"

BLACK 12.00"

RED 12.00"

BLUE 12.00"

*Consult Keystone for special lead length requirements.

Lead wires are 18 AWG
105°C/600V, solid copper.

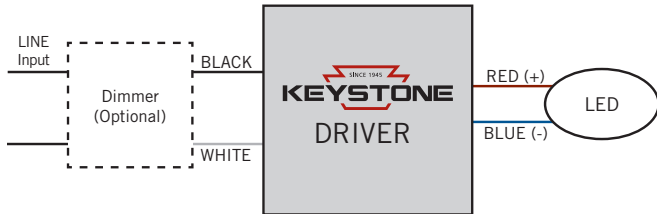
CASE MATERIAL: Metal




KTLD-22-1-700-FDIM-AK1

CONSTANT CURRENT LED DRIVER

WIRING DIAGRAM



HOT SPOT LOCATION



Actual tc point is noted on each LED driver label.

ORDERING INFORMATION

ORDER CODE	PACKAGING STYLE	PACK QTY.	ITEM STATUS
KTLD-22-1-700-FDIM-AK1-CP	Carton Pack	TBD	Active

CATALOG NUMBER BREAKDOWN

KTLD-22-1-700-FDIM-AK1-CP

