



LLH : LED LINEAR HIGHBAY

DESCRIPTION

A cost-effective solid state LED solution for highbay and lowbay applications, replacing up to 250 watt and 400 watt HID fixtures and multi-lamp fluorescent luminaires.

FEATURES

- >130 lpw ultra-high efficiency delivers superior performance over fluorescent and HID, saving up to 60% of energy costs
- Universal 0-10V driver for continuous dimming
- 1S items feature pre-installed adjustable microwave occupancy sensor

LISTINGS

- UL Listed for damp locations
- DesignLights Consortium® Premium Qualified - meets the requirements for the highest DLC qualification for efficacy and lumen maintenance

PERFORMANCE

- Rated lifetime L70
>100,000 @ 40°C (104°F)
>72,000 @ 50°C (122°F)
- 4000K, 5000K CCT
- CRI: 80+

ELECTRICAL

- Input voltage: 120-277V, 347-480V
- Dimmable power supply (0-10V)
- Driver efficiency: >85%
- Power Factor: >.9
- THD: <20%

THERMAL

- -22°F to 122°F (-30°C to 50°C) operating temperature

CONSTRUCTION

- Heavy gauge steel body with welded frame construction resists twisting and bowing
- Diffuse frosted acrylic lens to control glare (standard) or optional clear lens for higher light output (sold separately)
- 10 ft. Y-toggle aircraft cable mounting hardware included
- Built-in 2.5kV surge protection

WARRANTY

- 5 year limited warranty; see eiko.com for warranty details

project name	type
catalog number	
comments	voltage
approved by	date



LLH-1C
LLH-2C
LLH-3C
(Shown with optional wire guard assembly)



LLH-4C
LLH-5C

APPLICATIONS

- Warehouses
- Manufacturing Plants
- Distribution Centers
- Grocery Stores
- Gymnasiums
- Indoor Recreational Facilities
- Cold Storage
- Big Box Retail
- Service Repair Centers



ORDERING INFORMATION

EXAMPLE: LLH-1C-50K-U-1S

Model	Package	CCT	Voltage	Sensor
LLH : LED Linear Highbay	1C - 110W; 14,000 lm 2C - 162W; 21,000 lm 3C - 223W; 29,000 lm 4C - 265W; 35,000 lm 5C - 321W; 42,000 lm	40K - 4000K 50K - 5000K	U - 120-277V V - 347-480V	1S - Occupancy Sensor (Blank) - No sensor

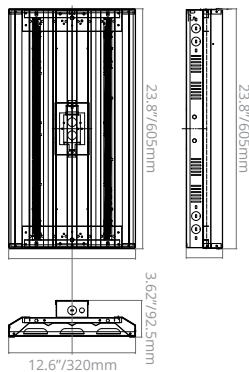
PERFORMANCE SUMMARY

Order Code	Item #	Length	Watts	Lumens	LPW	CCT	Lens	Driver	Volts	Replaces Fluor	DLC Premium
09703	LLH-1C-40K-U	2'	110W	14,410	131	4000K	Frosted	0-10V	120-277	HBF 6x T8/4x T5	
09793	LLH-1C-40K-V	2'	110W	14,300	130	4000K	Frosted	0-10V	347-480	HBF 6x T8/4x T5	
09538	LLH-1C-50K-U	2'	110W	14,410	131	5000K	Frosted	0-10V	120-277	HBF 6x T8/4x T5	✓
09741	LLH-1C-50K-V	2'	110W	14,410	131	5000K	Frosted	0-10V	347-480	HBF 6x T8/4x T5	✓
09571	LLH-1C-50K-U-1S †	2'	110W	14,410	131	5000K	Frosted	1-10V	120-277	HBF 6x T8/4x T5	
09771	LLH-2C-40K-U	2'	162W	21,222	131	4000K	Frosted	0-10V	120-277	HBF 8x T8/6x T5 HO	
09794	LLH-2C-40K-V	2'	162W	21,060	130	4000K	Frosted	0-10V	347-480	HBF 8x T8/6x T5 HO	
09539	LLH-2C-50K-U	2'	162W	21,222	131	5000K	Frosted	0-10V	120-277	HBF 8x T8/6x T5 HO	✓
09742	LLH-2C-50K-V	2'	162W	21,222	131	5000K	Frosted	0-10V	347-480	HBF 8x T8/6x T5 HO	✓
09572	LLH-2C-50K-U-1S †	2'	162W	21,222	131	5000K	Frosted	1-10V	120-277	HBF 8x T8/6x T5 HO	
09772	LLH-3C-40K-U	4'	223W	29,213	131	4000K	Frosted	0-10V	120-277	8x T5 HO	
09795	LLH-3C-40K-V	4'	223W	28,990	130	4000K	Frosted	0-10V	347-480	8x T5 HO	
09540	LLH-3C-50K-U	4'	223W	29,213	131	5000K	Frosted	0-10V	120-277	8x T5 HO	✓
09573	LLH-3C-50K-U-1S †	4'	223W	29,213	131	5000K	Frosted	1-10V	120-277	8x T5 HO	
09591	LLH-3C-50K-V	4'	223W	29,213	131	5000K	Frosted	0-10V	347-480	8x T5 HO	✓
09773	LLH-4C-40K-U	4'	265W	34,715	131	4000K	Frosted	0-10V	120-277	10x T5 HO	
09541	LLH-4C-50K-U	4'	265W	34,715	131	5000K	Frosted	0-10V	120-277	10x T5 HO	✓
10265	LLH-5C-40K-V	4'	321W	41,920	130	4000K	Frosted	0-10V	347-480	1000W HID	
09774	LLH-5C-40K-U	4'	321W	41,920	130	4000K	Frosted	0-10V	120-277	1000W HID	
09542	LLH-5C-50K-U	4'	321W	41,920	130	5000K	Frosted	0-10V	120-277	1000W HID	✓
09592	LLH-5C-50K-V	4'	321W	41,920	130	5000K	Frosted	0-10V	347-480	1000W HID	✓

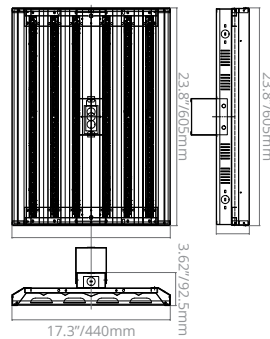
✓DesignLights Consortium® Premium Qualified

†Occupancy sensor factory installed

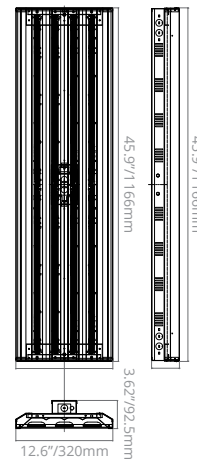
DIMENSIONS



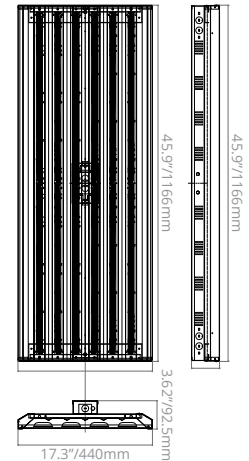
LLH-1C



LLH-2C



LLH-3C



LLH-4C / LLH-5C

AVAILABLE ACCESSORIES

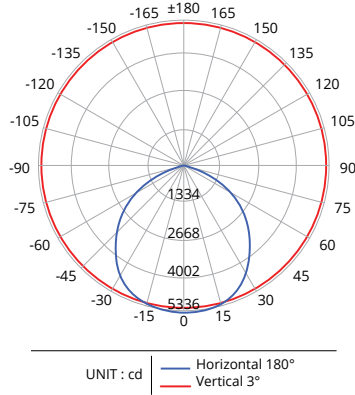
Order Code	Item #	Description
09850	FHSCP-UNV-10.7WL	10.7W Emergency Battery Backup
09852	FHSCP-UNV-13.7WL	13.7W Emergency Battery Backup
09854	FHSCP-UNV-17WL	17W Emergency Battery Backup
09849	FHSCP-UNV-5WL	5W Emergency Battery Backup
09851	FHSCP-UNV-7.8WL	7.8W Emergency Battery Backup
09226	LLH-CHAIN	Mounting Chain for LLH, 1.05 meters (1 pair)
09336	LLH-CL-2x1	Clear Lens for LLH-1C-xxK-U
09337	LLH-CL-2x1.5	Clear Lens for LLH-2C-xxK-U
09338	LLH-CL-4x1	Clear Lens for LLH-3C-xxK-U
09700	LLH-CL-4x1.5	Replacement Clear Lens for LLH-4C-xxK-U, LLH-5C-xxK-U
09339	LLH-FL-2x1	Replacement Frosted Lens for LLH-1C-xxK-U
09340	LLH-FL-2x1.5	Replacement Frosted Lens for LLH-2C-xxK-U
09341	LLH-FL-4x1	Replacement Frosted Lens for LLH-3C-xxK-U
09701	LLH-FL-4x1.5	Replacement Frosted Lens for LLH-4C-xxK-U, LLH-5C-xxK-U

Order Code	Item #	Description
09227	LLH-PENDANT BOX	Pendant Box for 120/277V LLH, 1/2" Nominal Pipe Dia.
09906	LLH-PENDANT BOX-347/480	Pendant Box for 347/480V LLH, 1/2" Nominal Pipe Diameter
09818	LLH-SMK-1	Surface Mount Kit, 12.6"
09819	LLH-SMK-2	Surface Mount Kit, 17.3"
09230	LLH-V HOOK-1	V-Hook (1 pair) for LLH-1C-xxK-U, LLH-3C-xxK-U
09229	LLH-V HOOK-1.5	V-Hook (1 pair) for LLH-2C-xxK-U, LLH-4C-xxK-U, LLH-5C-xxK-U
09222	LLH-WG-2x1	Wireguard for LLH-1C-xxK-U
09223	LLH-WG-2x1.5	Wireguard for LLH-2C-xxK-U
09224	LLH-WG-4x1	Wireguard for LLH-3C-xxK-U
09702	LLH-WG-4x1.5	Wireguard for LLH-4C-xxK-U, LLH-5C-xxK-U
08845	LLH-YTK	Y-Toggle Cable - 10 ft. (1 only/2 needed per order)

For sensor options, see Eiko Sensor Overview at eiko.com

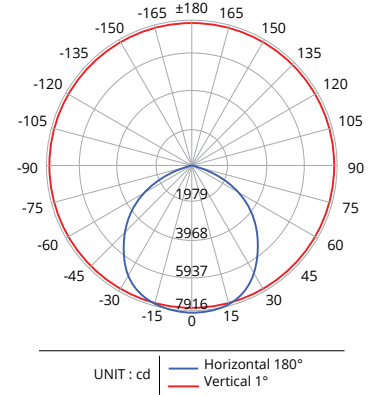
LLH-1C

ZONAL LUMEN SUMMARY		
Zone	Lumens	%Fixture
0-30	2065.6	15.1%
30-60	3614.9	26.4%
60-80	1057.8	7.7%
80-90	83.1	0.6%
0-30	2067.0	15.1%
30-60	3621.9	26.5%
60-80	1055.9	7.7%
80-90	81.1	0.6%
90-100	5.2	0.0%
100-180	36.6	0.3%



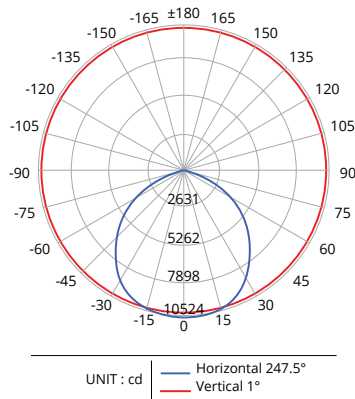
LLH-2C

ZONAL LUMEN SUMMARY		
Zone	Lumens	%Fixture
0-30	3067.4	14.9%
30-60	5421.7	26.3%
60-80	1600.8	7.8%
80-90	123.7	0.6%
0-30	3074.0	14.9%
30-60	5475.0	26.6%
60-80	1641.1	8.0%
80-90	135.2	0.7%
90-100	6.8	0.0%
100-180	44.7	0.2%



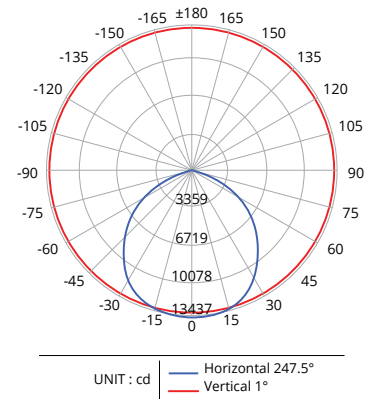
LLH-3C

ZONAL LUMEN SUMMARY		
Zone	Lumens	%Fixture
0-30	4093.0	14.9%
30-60	7280.8	26.5%
60-80	2183.7	7.9%
80-90	183.3	0.7%
0-30	4089.7	14.9%
30-60	7528.5	26.4%
60-80	2164.0	7.9%
80-90	177.6	0.6%
90-100	10.8	0.0%
100-180	57.3	0.2%



LLH-4C

ZONAL LUMEN SUMMARY		
Zone	Lumens	%Fixture
0-30	5181.8	14.9%
30-60	9119.8	26.2%
60-80	2858.0	8.2%
80-90	228.5	0.7%
0-30	5177.3	14.9%
30-60	9120.8	26.2%
60-80	2873.7	8.3%
80-90	235.1	0.7%
90-100	0.0	0.0%
100-180	0.0	0.0%



LLH-5C

ZONAL LUMEN SUMMARY		
Zone	Lumens	%Fixture
0-30	6108.0	14.9%
30-60	10764.4	26.2%
60-80	3383.7	8.2%
80-90	267.9	0.7%
0-30	6098.8	14.9%
30-60	10714.9	26.1%
60-80	3343.9	8.1%
80-90	258.2	0.6%
90-100	13.2	0.0%
100-180	76.9	0.2%

