



Title: Who is at the Zoo?

Author: Sharon Boyce

Illustrator: Suzanne Houghton

Publisher: Larrikin House

Target Age Group: 3-8 years

Key Curriculum Areas: English, The Arts, Technologies, HASS, Health & Physical Education, Science.

SYNOPSIS

If Giraffes are chopping wood and there's a tiger on the loo, if a snake is the new school teacher, then who is at the Zoo?

What happens when animals take over a town? And where are all the adults?

THEMES

Zoo animals, adventure, intrigue, problem-solving, investigation, routines, activities and occupations.

ABOUT THE AUTHOR

Sharon Boyce loves animals, going camping and having adventures. She believes the world is full of magic and hidden wonders waiting to be discovered, all of which are waiting to be turned into stories. Her other job is looking after sick kids in hospital.

Along with her husband and grown up kids, she shares her house with a dog, a cat, and some fish. One day, she'd like a pet donkey... and a wombat...and an owl. If you can't find her, she's probably curled up in a cosy corner reading a book.



ABOUT THE ILLUSTRATOR

Suzanne Houghton walks around with a head full of ideas and a sketchbook full of characters. She loves nothing more than to splash colour on a page and spends most of her time "colouring in". When it comes to her books there is one thing Suzanne wants more than anything. To make kids laugh. She believes that humour is essential and if kids don't find her funny, she isn't doing her job properly.

Funny books by funny people



ACTIVITIES

BEFORE READING

Questions to ask:

1. What do you think this story might be about?
2. Can you point out the following features of the book?
(Spine, title, illustration, front page, back page, blurb, end papers).

DURING READING

Recognising rhyming words - Ask students to honk like a goose and put up their hand when they notice the rhyming words on a selected page. (ACELA1439) (ACELT1585)

Recognising alliteration - Ask students to snap like a crocodile and put up their hand when they notice any alliteration used in the story. (ACELA1439) (ACELT1585)

Clap the rhythm - On a selected page, students clap their hands along to the beat of the words. (ACELT1585)

Questions to ask:

1. What do you think will happen next?
2. What do you notice about the animals?
3. Who do you think might be at the Zoo?
4. What is your favourite Zoo animal?
5. Have you ever seen animals do any of the activities in the story?
6. Have you ever visited a Zoo?
7. Can you make any connections to the story so far?
(ACELT1575) (ACELY1646) (ACELT1582) (ACPPS020) (ACPPS004)

AFTER READING

Questions to ask:

1. What did you enjoy most about the story?
2. What was your favourite animal, why?
3. Link to community - Organise a visit to the Zoo.
(ACELY1646) (ACELT1581)



SUGGESTED ACTIVITIES:

1. Cloze passages: Choose a section of text and omit words. Students to fill in the blanks.

Curriculum Links: (ACELA1435) (ACELA1434) (ACELA1786) (ACELY1650) (ACELA1447) (ACELA1448)

2. Animal Profile: Students draw a number of the animals in the story and write the name of the animal underneath each picture.

Curriculum Links: (ACELT1783) (ACAMAM054) (ACAMAM056) (ACAVAM108) (ACTDEP007) (ACELA1586)

3. Word Search: Create a word search using words and animals from the text.

Curriculum links: (ACAMAM054) (ACAMAM056) (ACELY1663) (ACELA1586) (ACTDEP007) (ACELY1653)

4. Retell Activities:

a) Create a table with the following headings: Setting (Where?) - Characters (Who?) - Problem (What?) - 1. In the beginning - 2. Next - 3. Then - 4. Finally - 5. Solution - 6. Lastly. Ask students to write or draw the order of events in the story.

b) Write short sentences which retell the story and jumble them up. Ask students to put them in the correct order.

Curriculum Links: (ACELT1578)

5. Acrostic Poem: Students choose an animal from the story and write an acrostic poem.

Curriculum Links: (ACELY1651) (ACAMAM056)

6. Write a blurb: Explore the existing blurb on the back cover. Explain the purpose of the blurb to the students and ask them to create their own.

Curriculum Links: (ACELY1651) (ACELA1586)

7. Research task: Students research an animal from the story and create a poster for the classroom.

Curriculum Links: (ACELY1651) (ACAMAM056) (ACELT1578)

8. Making connections:

a) Students to choose an animal from the story and draw it. Then ask students to draw themselves next to the animal. Students write about the characteristics that they share with the animal.

b) Please Don't Feed The Grown-ups! Create a template with the sign from the story and have students draw some of the grown-ups in their lives, swinging from the vines and eating bananas!

Curriculum Links: (ACELT1582) (ACELT1575) (ACPPS003) (ACELY1663) (ACAMAM054) (ACPPS018) (ACPPS021)

9. A visit to the Zoo - Reading Response: Students write about a time they visited a Zoo or had a virtual Zoo tour. Ask: What did you see? How did you feel? Remind: Remember to use words like firstly, then, after that and finally to begin your sentences. Use capital letters and full stops where necessary

Curriculum Links: (ACELT1575) (ACPPS003) (ACELY1663) (ACAMAM054) (ACPPS018) (ACPPS021)

10. A visit to the Zoo - Map Making: Students make their own Zoo map. Ask: Which animals will be at your Zoo?

Curriculum Links: (ACELT1575) (ACPPS003) (ACELY1663) (ACAMAM054) (ACPPS018) (ACPPS021)

11. Classroom Zoo: Students to create different animal masks of their choosing. Create a Zoo sign for the classroom from an old cardboard roll, just like the illustration from the book. Students to put on their masks and play pretend. Have another class explore the Zoo and note all the 'animals' they see.

Curriculum Links: (ACELT1575) (ACPPS003) (ACELY1663) (ACAMAM054) (ACPPS018) (ACPPS021)

12. Banana Pikelets: Make Banana Pikelets with the class for a special afternoon treat.

Curriculum Links: (ACTDEK003) (ACPPS018) (ACSSU002) (ACSSU017)



FURTHER INFORMATION & RESOURCES:

Robert Irwin's virtual Australia Zoo tour: <https://youtu.be/5YBRu5JFHmw>

Taronga Zoo Sydney Youtube channel: <https://www.youtube.com/user/TarongaSydney>

Melbourne Zoo Website: <https://www.zoo.org.au/melbourne/whats-on/>

Related Titles:


There's a Shark in the Loo written by Sharon Boyce, illustrated by Suzanne Houghton

Dear Zoo written and illustrated by Rod Campbell

What do they do with all the poo from all the animals in the Zoo? written by Anh Do, illustrated by Simon Miller.

Sharon Boyce Facebook: <https://www.facebook.com/sharonjboycebooks/>

Suzanne Houghton Website: <https://suzannehoughton.com.au/art/illustrations/>






To order copies of this title visit: www.larrikinhouse.com



Funny books by funny people

Please don't feed the grown-ups!

Draw some of the grown-ups in your life swinging from the vines and eating bananas!



WHO IS AT THE ZOO?
ISBN: 9780648804963
PUBLISHER: Larrikin House
ORDER FROM:
www.larrikinhouse.com

WRITTEN BY: Sharon Boyce
SOCIALS:  @sharonjboycebooks
ILLUSTRATED BY: Suzanne Houghton
SOCIALS:  @suzannehoughtonillustration

Banana Pikelets

Steps

1

Sift flour and soda together into a medium bowl. Stir in sugar. Make a well in centre. Gradually stir in egg and enough milk for a smooth, pouring consistency. Add vinegar and banana. Rest 15 minutes.

2

Heat a large, non-stick frying pan on medium. Brush with butter. Working in 3 batches of 6, drop tablespoons of batter into pan, allowing room for spreading. Cook 1-2 minutes, until bubbles appear on surface. Turn and cook 1 minute further, until golden. Brush pan with butter between batches.


3

Transfer cooked pikelets to a wire rack. Serve warm with desired toppings.


Ingredients

1 cup self-raising flour
1/4 teaspoon bicarbonate soda
1/4 cup caster sugar
1 egg
3/4 cup milk
A couple of drops of vinegar
1 banana, mashed
30g butter, melted
Toppings

LARRIKIN
House 



WHO IS AT THE ZOO?
ISBN: 9780648804963
PUBLISHER: Larrikin House
ORDER FROM:
www.larrikinhouse.com

WRITTEN BY: Sharon Boyce
SOCIALS:  @sharonjboycebooks
ILLUSTRATED BY: Suzanne Houghton
SOCIALS:  @suzannehoughtonillustration