



**Title:** The Vampires Next Door

**Author:** Sigi Cohen

**Illustrator:** Patrick Corrigan

**Publisher:** Larrikin House

**Target Age Group:** 3-8 years

**Key Curriculum Areas:** English, The Arts, HASS, Technologies and Social & Emotional Learning (SEL).

## SYNOPSIS

Lee has some serious concerns about her next door neighbours. When children in the street start to disappear, Lee knows something is terribly wrong. She feels a nibble on her neck one night and Horace appears, acting batty and in a bad-tempered manner. Will Lee be able to use her courage and grace to come up with a fail-proof plan to be rid of her bloodsucking neighbours, once and for all? Don't hold your garlicky breath to find out!

## THEMES

Neighbours, relationships, humour, vampires, halloween.

## ABOUT THE AUTHOR

Sigi Cohen was raised in South Africa and lives in Perth, Western Australia. Aside from writing for kids, Sigi works as a lawyer which he says greatly alleviates the stresses of writing children's picture books!

He is the author of the darkly funny 'My Dead Bunny', 'Filthy Fergal', 'There's Something Weird About Lena' and 'Zombie School Teachers' with three more books to be published in 2021.



## ABOUT THE ILLUSTRATOR

Patrick Corrigan was born on a crisp, cold December day in a small, cloudy town in Cheshire, England. With a passion for precision as a child, he grew up patiently drawing and designing arts and crafts. Patrick specialises in illustrating picture books for younger readers and draws best when listening to podcasts or dusty old records and drinking gallons of green tea.





## ACTIVITIES

### BEFORE READING

Questions to ask:

1. What do you think this story might be about?
2. Can you point out the following features of the book?  
(Spine, title, illustration, front page, back page, blurb, end papers).

### DURING READING

Recognising rhyming words - Ask students to laugh like a vampire and put up their hand when they notice the rhyming words on a selected page. (ACELA1439) (ACELT1585)

Recognising alliteration - Ask students to flap like a bat when they notice any alliteration used in the story. (ACELA1439) (ACELT1585)

Clap the rhythm - On a selected page, students clap their hands along to the beat of the words. (ACELT1585)

Questions to ask:

1. What do you think will happen next?
2. What do you think about Lee's neighbours?
3. How do you think Lee will solve her problem?
4. Have you ever been suspicious of your neighbours?
5. Have you ever tried garlic bread?
6. What do you know about vampires?
7. Can you make any connections to the story so far?  
(ACELT1575) (ACELY1646) (ACELT1582) (ACPPS020) (ACPPS004)

### AFTER READING

Questions to ask:

1. What did you enjoy most about the story?
2. Who was your favourite character? Why?  
(ACELY1646) (ACELT1581)



## SUGGESTED ACTIVITIES:

**1. Cloze passages:** Choose a section of text and omit words. Students to fill in the blanks.

Curriculum Links: (ACELA1435) (ACELA1434) (ACELA1786) (ACELY1650) (ACELA1447) (ACELA1448)

**2. Character Profile:** Students draw the characters in the story and write their name underneath each picture.

Curriculum Links: (ACELT1783) (ACAMAM054) (ACAMAM056) (ACAVAM108) (ACTDEP007) (ACELA1586)

**3. Word Search:** Create a word search using words from the text.

Curriculum links: (ACAMAM054) (ACAMAM056) (ACELY1663) (ACELA1586) (ACTDEP007) (ACELY1653)

### 4. Retell Activities:

a. Create a table with the following headings: Setting (Where?) - Characters (Who?) - Problem (What?) - 1. In the beginning - 2. Next - 3. Then - 4. Finally - 5. Solution - 6. Lastly. Ask students to write or draw the order of events in the story.

b. Write short sentences which retell the story and jumble them up. Ask students to put them in the correct order.

Curriculum Links: (ACELT1578) (ACAMAM054) (ACAMAM056) (ACELY1663) (ACELA1586) (ACTDEP007)

**5. Acrostic Poem:** Students choose a character from the story and write an acrostic poem.

Curriculum Links: (ACELY1651) (ACAMAM056)

**6. Write a blurb:** Explore the existing blurb on the back cover. Explain the purpose of the blurb to the students and ask them to create their own blurb.

Curriculum Links: (ACELY1651) (ACELA1586)

**7. Vampire Bats - Poster:** Create a class poster about Vampire Bats. Include some of the common myths and misconceptions surrounding this species.

Curriculum Links: (ACELT1578) (ACELT1580) (ACELT1831) (ACELY1651) (ACAMAM054) (ACAMAM056) (ACTDEP007) (ACTDEK004) (ACHASSI001) (ACHASSI002)

**8. Making connections - My neighbours:** Ask students to think about their own neighbours. Have the students draw a mud map of their street and label it with as much information as they can about their neighbourhood.

They could explore their neighbourhood on google maps or even go for a class walk around the area if possible.

Curriculum Links: (ACAMAM054) (ACELT1581) (ACELT1582) (ACHASSI001) (ACHASSI002) (ACHASSI003)

**9. Vampire Bats - Further Investigation:** There are a range of videos available to watch on You Tube about Vampire Bats. Here are some interesting examples: <https://youtu.be/iLp-ls8AoaU> -

<https://youtu.be/IQRnmTYUOJk>

Curriculum Links: (ACAMAM054) (ACELT1581) (ACELT1582) (ACHASSI001) (ACHASSI002)

**10. Garlic Bread - Cooking Activity:** Students can create garlic bread as an afternoon treat to share.

Remember to say 'excuse me' after burping!

Curriculum Links: (ACELT1578) (ACELT1580) (ACELT1831) (ACELY1651) (ACAMAM054) (ACAMAM056) (ACTDEP007) (ACTDEK004)



**FURTHER INFORMATION & RESOURCES:**

Rory H. Mather's Website: <https://roryhmather.com/>

Jesus Lopez' Website: <https://www.behance.net/jlopezpast33bf>

Vampire Bats | World's Weirdest: <https://youtu.be/iLp-ls8AoaU>

Deadly Vampire Bat Swarm! | Deadly 60 | Series 3 | BBC Earth: <https://youtu.be/IQRnmTYUOJk>



To order copies of this title visit: [www.larrikinhouse.com](http://www.larrikinhouse.com)





# My Neighbourhood

Draw a map of your street in the space below. Start with your own house. Label your map with as much information as you can about your neighbourhood.



**THE VAMPIRES NEXT DOOR**  
**ISBN:** 9781922503084  
**PUBLISHER:** Larrikin House  
**ORDER FROM:** [larrikinhouse.com](http://larrikinhouse.com)

**WRITTEN BY:** Sigi Cohen  
Follow on  @sigi.cohen  
**ILLUSTRATED BY:** Patrick Corrigan  
Follow on  @patrickcorriganillustration

# Garlic Bread

Keep the vampires away with this simple and delicious garlic bread recipe

## Steps

1 Preheat oven to 190°C. Slice baguette in 2cm slices nearly all the way through with a serrated edged knife.

2 Soften butter and place in a bowl. Add crushed garlic, salt and parsley and mix to combine. Spread butter thickly in between each slice. Be sure to spread on both sides of the cut slices.

3 Wrap the bread in foil and bake in the oven for 10 minutes or until butter has melted completely and the bread is crispy. Enjoy!

## Ingredients

1 baguette or french stick  
250g butter  
4 cloves fresh garlic, crushed  
1 tsp salt  
Small bunch parsley

## Materials


Serrated edged knife  
Bowl  
Aluminium foil  
Spatula or knife



Image: recipetineats.com



**THE VAMPIRES NEXT DOOR**  
ISBN: 9781922503084  
PUBLISHER: Larrikin House  
ORDER FROM: [larrikinhouse.com](http://larrikinhouse.com)

**WRITTEN BY:** Sigi Cohen  
Follow on  @sigi.cohen  
**ILLUSTRATED BY:** Patrick Corrigan  
Follow on  @patrickcorriganillustration