



**Title:** Mozzies Vs Flies

**Author:** Sarah Speedie

**Illustrator:** Rebel Challenger

**Publisher:** Larrikin House

**Target Age Group:** 3-8 years

**Key Curriculum Areas:** English, The Arts, HPE, Science, Social & Emotional Learning (SEL).

## SYNOPSIS

In a small dusty town, in the sweltering heat, two rival gangs had control of the streets. Fuzz and the Flies ruled the town in the light. While the Mozzies and Cozzie took over at night.

When the School Barbeque is scheduled for 5.30pm - how do these two gangs decide who gets the rights to this delicious feast?

Can they find a compromise or will it all end in an epic sky-high battle?

## THEMES

Australian culture, Adventure, Rivalry, Problem-solving, Conflict resolution.

## ABOUT THE AUTHOR

Sarah lives in beautiful beachside Melbourne with her husband, two children and their bulldog. After working with numbers for way too many years, following the birth of her two children, Sarah re-discovered her childhood love of writing. She has a particular passion for stories that make you giggle, and when she isn't lost in a sea of words working on a new story, she can usually be found dreaming up her next big idea



## ABOUT THE ILLUSTRATOR

Rebel is an artist and wildlife carer who lives on a leafy acreage property surrounded by chickens and ducks. As a working art director and graphic designer (and with a science degree from that time she dreamed of being a park ranger) Rebel uses none of these skills when drawing. Instead, most of her artwork is inspired by the animals she cares for, the ones who visit her backyard and animals throughout the world she would love to meet one day

*Stories with Humour & Heart*

Copyright © Larrikin House.

These notes may be reproduced free of charge for use and study within schools but they may not be reproduced (either in whole or in part) and offered for commercial sale.



## ACTIVITIES

### BEFORE READING

Questions to ask:

1. What do you think this story might be about?
2. Can you point out the following features of the book?  
(Spine, title, illustration, front page, back page, blurb, end papers).



### DURING READING

Recognising rhyming words - Ask students to buzz like a fly when they notice the rhyming words on a selected page. (ACELA1439) (ACELT1585)

Recognising alliteration - Ask students to buzz like a mozzie when they notice any alliteration used in the story. (ACELA1439) (ACELT1585)

Clap the rhythm - On a selected page, students clap their hands along to the beat of the words. (ACELT1585)

Questions to ask:

1. What do you think will happen next?
2. How do you think Fuzz and Cozzie will solve their problem?
3. Have you ever been to a BBQ?
4. What do you know about Flies and Mozzies?
5. Can you make any connections to the story so far?  
(ACELT1575) (ACELY1646) (ACELT1582) (ACPPS020) (ACPPS004)

### AFTER READING

Questions to ask:

1. What did you enjoy most about the story?
2. Would you ever be like Fuzz or Cozzie? Why or why not?
3. What is another solution that you could think of that would solve their problem?
4. Can you think of an alternative ending?  
(ACELY1646) (ACELT1581)



## SUGGESTED ACTIVITIES:

- 1. Cloze passages:** Choose a section of text and omit words. Students to fill in the blanks.  
Curriculum Links: (ACELA1435) (ACELA1434) (ACELA1786) (ACELY1650) (ACELA1447) (ACELA1448)
- 2. Character Profile:** Students draw the characters in the story and write their name underneath each picture.  
Curriculum Links: (ACELT1783) (ACAMAM054) (ACAMAM056) (ACAVAM108) (ACTDEP007) (ACELA1586)
- 3. Word Search:** Create a word search using words from the text.  
Curriculum links: (ACAMAM054) (ACAMAM056) (ACELY1663) (ACELA1586) (ACTDEP007) (ACELY1653)
- 4. Retell Activities:**
  - a. Create a table with the following headings: Setting (Where?) - Characters (Who?) - Problem (What?) - 1. In the beginning - 2. Next - 3. Then - 4. Finally - 5. Solution - 6. Lastly. Ask students to write or draw the order of events in the story.
  - b. Write short sentences which retell the story and jumble them up. Ask students to put them in the correct order.Curriculum Links: (ACELT1578) (ACAMAM054) (ACAMAM056) (ACELY1663) (ACELA1586) (ACTDEP007)
- 5. Acrostic Poem:** Students choose a character from the story and write an acrostic poem.  
Curriculum Links: (ACELY1651) (ACAMAM056)
- 6. Write a Blurb:** Explore the existing blurb on the back cover. Explain the purpose of the blurb to the students and ask them to create their own blurb.  
Curriculum Links: (ACELY1651) (ACELA1586)
- 7. DIY Cork Hat:** Create your own hat to keep the Flies and Mozzies away!  
Curriculum Links: (ACELT1783) (ACAMAM054) (ACAMAM056) (ACAVAM108) (ACTDEP007) (ACELA1586)
- 8. Conflict & Resolution:** Students can investigate ways to recognise conflicts and how to resolve them.  
Curriculum Links: (ACELT1578) (ACPPS006) (ACPPS004)
- 9. Mozzies Vs Flies:** Students can form two teams named Mozzies and Flies and investigate some of the features of each of these annoying insects. Why do we have Flies and Mozzies? Students could look at both the good points and bad points of these pesky creatures. Each team could create a PMI (Plus, Minus, Interesting) poster and then have a debate about which they think is best - Mozzies or Flies.  
Curriculum Links: (ACELY1651) (ACELA1586) (ACAMAM056) (ACSSU002) (AC SIS233) (AC SIS012)
- 10. BBQ Activities:** Students create their own BBQ area in the classroom for imaginative play time and story telling. The class could even have a real BBQ, remembering to wear their cork hats!  
Curriculum Links: (ACELT1578) (ACELT1580) (ACELT1831) (ACELY1651) (ACAMAM054) (ACAMAM056) (ACTDEP007) (ACTDEK004)




**FURTHER INFORMATION & RESOURCES:**

Sarah Speedie Links: [sarahspeedie.com](http://sarahspeedie.com)

[facebook.com/sarahspeedieauthor](https://facebook.com/sarahspeedieauthor)

[instagram.com/sarahspeedie\\_author](https://instagram.com/sarahspeedie_author)

Rebel Challenger Links: [www.instagram.com/rebelchallenger](https://www.instagram.com/rebelchallenger)




To order copies of this title visit: [www.larrikinhouse.com](http://www.larrikinhouse.com)

# DIY Cork Hat

Create your own hat to keep the Flies and Mozzies away!

## Materials

- 
- An old broad brimmed hat (fabric or straw)
  - Fishing line or string
  - 6-8 Corks
  - Scissors
  - Scalpel
  - Sharp needle
  - Optional - drill and small drill bit



## Steps

1

Measure and cut a 15cm length of string for each of the corks you have collected. Ask an adult to help make a small incision at the end of each cork with the scalpel.

2

Ask an adult to help pierce holes in the fabric or straw hat at intervals around the edge of the hat, with scissors or a sharp needle.



3

Thread the string through the hole in the hat and tie a knot. Then wrap the string around the cork and feed through the small slit made in the end. This will help to secure the string. Tie another knot to secure the cork and Bob's your uncle!

Optional: You can drill a hole through each cork if you have the resources.



**MOZZIES VS FLIES**  
**ISBN:** 9781922503534  
**PUBLISHER:** Larrikin House  
**ORDER FROM:** [larrikinhouse.com](http://larrikinhouse.com)

**WRITTEN BY:** Sarah Speedie  
Follow on:  @sarahspeedie\_author  
**ILLUSTRATED BY:** Rebel Challenger  
Follow on:  @rebelchallenger

# Mozzies Vs Flies Team Fly

Why do we have flies?

Plus





Minus

Interesting



**MOZZIES VS FLIES**  
**ISBN:** 9781922503534  
**PUBLISHER:** Larrikin House  
**ORDER FROM:** [larrikinhouse.com](http://larrikinhouse.com)

**WRITTEN BY:** Sarah Speedie  
Follow on:  @sarahspeedie\_author  
**ILLUSTRATED BY:** Rebel Challenger  
Follow on:  @rebelchallenger

# Mozzies Vs Flies

## Team Mozzie

Why do we have mozzies?

Plus





Minus

Interesting



**MOZZIES VS FLIES**  
**ISBN:** 9781922503534  
**PUBLISHER:** Larrikin House  
**ORDER FROM:** [larrikinhouse.com](http://larrikinhouse.com)

**WRITTEN BY:** Sarah Speedie  
Follow on:  @sarahspeedie\_author  
**ILLUSTRATED BY:** Rebel Challenger  
Follow on:  @rebelchallenger