



**Title:** Jingle Belly

**Author:** Jacinta Froud

**Illustrator:** Gabriella Petruso

**Publisher:** Larrikin House

**Target Age Group:** 3-8 years

**Key Curriculum Areas:** English, The Arts, HASS.

## SYNOPSIS

Eddie is a Wonder Dog,  
This is absolutely true.  
He really likes to make a mess  
And he's very naughty too!

When Eddie gets loose on Christmas Eve, there's no telling what kind of mischief he'll get up to. Can he be caught before he ruins everyone's Christmas or will he surprise everyone with a very special treat?

## THEMES

Christmas, Adventure, Humour, Pets and Pet Care.

## ABOUT THE AUTHOR

Jacinta has been writing stories and poems since she was knee high to a grasshopper. She is a teacher and a Mum to three children, who love listening to her silly stories and provide constructive criticism when poked. Her favourite pastimes include: hanging out with her family and friends, writing stories, quiet time, and laughing until she's crying.



## ABOUT THE ILLUSTRATOR

Gabriella lives in the UK with her daft dog, partner and son. She's lucky to live within cycling distance of a zoo, where she and her sketchbook can be spotted in their natural habitat. Using coloured ink and pencil she creates humorous characters - the hairier and more unconventional the better!

After originally training in medicine, Gabriella won an award for her artwork in 2017 and has been thoroughly enjoying pursuing her love of picture books since. Gabriella has illustrated a number of Larrikin titles including the hilarious, *Walking your Human*.

*Stories with Humour & Heart*

Copyright © Larrikin House.

These notes may be reproduced free of charge for use and study within schools but they may not be reproduced (either in whole or in part) and offered for commercial sale.



## ACTIVITIES

### BEFORE READING

Questions to ask:

1. What do you think this story might be about?
2. Can you point out the following features of the book?  
(Spine, title, illustration, front page, back page, blurb, end papers).

### DURING READING

Recognising rhyming words - Ask students to bark like a dog and put up their hand when they notice the rhyming words on a selected page. (ACELA1439) (ACELT1585)

Recognising alliteration - Ask students to put up their hand when they notice any alliteration used in the story. (ACELA1439) (ACELT1585)

Clap the rhythm - On a selected page, students clap their hands along to the beat of the words. (ACELT1585)

Questions to ask:

1. What do you think will happen next?
2. Do you think the family will catch Eddie?
3. Have you ever had to chase an animal?
4. Have you or someone in your family ever swallowed something you/they shouldn't have?
5. What do you know about Corgis?
6. Can you make any connections to the story so far?  
(ACELT1575) (ACELY1646) (ACELT1582) (ACPPS020) (ACPPS004)

### AFTER READING

Questions to ask:

1. What did you enjoy most about the story?
2. What was your favourite character? Why?  
(ACELY1646) (ACELT1581)





## SUGGESTED ACTIVITIES:

**1. Cloze passages:** Choose a section of text and omit words. Students to fill in the blanks.

Curriculum Links: (ACELA1435) (ACELA1434) (ACELA1786) (ACELY1650) (ACELA1447) (ACELA1448)

**2. Character Profile:** Students draw the characters in the story and write their name underneath each picture.

Curriculum Links: (ACELT1783) (ACAMAM054) (ACAMAM056) (ACAVAM108) (ACTDEP007) (ACELA1586)

**3. Word Search:** Create a word search using words from the text.

Curriculum links: (ACAMAM054) (ACAMAM056) (ACELY1663) (ACELA1586) (ACTDEP007) (ACELY1653)

### 4. Retell Activities:

a. Create a table with the following headings: Setting (Where?) - Characters (Who?) - Problem (What?) - 1. In the beginning - 2. Next - 3. Then - 4. Finally - 5. Solution - 6. Lastly. Ask students to write or draw the order of events in the story.

b. Write short sentences which retell the story and jumble them up. Ask students to put them in the correct order.

Curriculum Links: (ACELT1578) (ACAMAM054) (ACAMAM056) (ACELY1663) (ACELA1586) (ACTDEP007)

**5. Acrostic Poem:** Students choose a character from the story and write an acrostic poem.

Curriculum Links: (ACELY1651) (ACAMAM056)

**6. Write a blurb:** Explore the existing blurb on the back cover. Explain the purpose of the blurb to the students and ask them to create their own blurb.

Curriculum Links: (ACELY1651) (ACELA1586)

**7. Mix and Match:** Connect the characters to the problem using clues from the story.

Curriculum Links: (ACELT1578) (ACELT1580) (ACELT1831) (ACELY1651) (ACAMAM054) (ACAMAM056) (ACTDEP007) (ACTDEK004) (ACHASSI001) (ACHASSI002)

**8. Information Poster:** Create a poster about the Corgi or another animal or creature from the story.

Curriculum Links: (ACAMAM054) (ACELT1581) (ACELT1582) (ACHASSI001) (ACHASSI002) (ACHASSI003)

**9. Reindeer Hat:** Create a reindeer hat to wear to a Christmas celebration.

Curriculum Links: (ACELT1783) (ACAMAM054) (ACAMAM056) (ACAVAM108) (ACTDEP007) (ACELA1586)

**10. Christmas Pudding Recipe:** Make a delicious Christmas treat to share!

Curriculum Links: (ACELT1578) (ACELT1580) (ACELT1831) (ACELY1651) (ACAMAM054) (ACAMAM056) (ACTDEP007) (ACTDEK004)

**11. Christmas Carols & Craft:** Sing Jingle Bells after reading the story. Have a basket of bells that students can use to play along while singing. Create some Christmas craft like those shown in the story.

Curriculum Links: (ACELT1783) (ACAMAM054) (ACAMAM056) (ACAVAM108) (ACTDEP007) (ACELA1586) (ACAMUM080) (ACAMUM081) (ACAMUM082)



**FURTHER INFORMATION & RESOURCES:**

Jacinta Froud Website: <https://jacintafroud.com>

Jacinta Froud Instagram: [instagram.com/jacintafroud](https://www.instagram.com/jacintafroud)

Gabriella Petruso Website: <https://www.gabriellapetruso.com>

Gabriella Petruso Instagram: [instagram.com/gabriellapetrusoart](https://www.instagram.com/gabriellapetrusoart)



To order copies of this title visit: [www.larrikinhouse.com](http://www.larrikinhouse.com)

# Cheery Reindeer Hat

Create your own hat, just like Eddie!

## Materials

Cardboard Cup  
Craft glue  
Scissors  
Stapler  
Thin elastic  
Googly eyes  
Red pop pom  
Brown pipe cleaners  
Sticky tape



## Steps

1

Glue googly eyes and pom pom onto the front of the cardboard cup.

2

Cut a strip of elastic and attach to both sides of the cup with a small piece of sticky tape, staple in place. This will help to keep the hat on your head.

3

Bend the pipe cleaners into an antler shape and attach in the same manner as the elastic. Let dry, then be ready to impress your friends with your fancy new hat!



**JINGLE BELLY**  
ISBN: 9781922503503  
PUBLISHER: Larrikin House  
ORDER FROM: [larrikinhouse.com](http://larrikinhouse.com)

WRITTEN BY: Jacinta Froud  
@jacintafroud  
ILLUSTRATED BY: Gabriella Petruso  
@gabriellapetrusoart

# Christmas Puddings

Make a delicious Christmas treat to share.

## Ingredients



1 packet Arrowroot biscuits  
1 Tab cocoa powder  
1/4 cup desiccated coconut  
1 375g can condensed milk  
250g milk chocolate  
100g white chocolate  
2 red snakes, chopped  
4 green snakes, chopped



## Method

1

Crush the Arrowroot biscuits until fine. Add cocoa powder and coconut and mix to combine.

2

Make a well in the centre of the dry ingredients and pour in condensed milk. Stir until combines. Roll mixture into balls and place on a tray lined with baking paper. Allow to set in the fridge.

3

Melt milk chocolate and cover the balls. Allow to set in a cool place. Melt the white chocolate. Top each chocolate ball with a small amount of white chocolate. Place green and red snake pieces on top to resemble little Christmas puddings. Enjoy!



**JINGLE BELLY**  
ISBN: 9781922503503  
PUBLISHER: Larrikin House  
ORDER FROM: [larrikinhouse.com](http://larrikinhouse.com)

WRITTEN BY: Jacinta Froud  
@jacintafroud  
ILLUSTRATED BY: Gabriella Petruso  
@gabriellapetrusoart





COLOUR IN THE OBJECTS TO MAKE IT EASIER TO FIND AND COUNT THEM

TICK THE OBJECT OFF THE LIST  
ONCE YOU HAVE FOUND IT:

CORGI

CHRISTMAS TREE

PRESENT

ANGEL

COUNT HOW MANY OF THESE  
OBJECTS YOU CAN FIND:

STARS

MUSICAL NOTES

HEARTS

BAUBLES



**JINGLE BELLY**  
 ISBN: 9781922503503  
 PUBLISHER: Larrikin House  
 ORDER FROM: [larrikinhouse.com](http://larrikinhouse.com)

**WRITTEN BY:** Jacinta Froud  
 @jacintafroud  
**ILLUSTRATED BY:** Gabriella Petruso  
 @gabriellapetrusoart

# Colouring Page



With jingles in his belly




**JINGLE BELLY**

ISBN: 9781922503503

PUBLISHER: Larrikin House

ORDER FROM: [larrikinhouse.com](http://larrikinhouse.com)

WRITTEN BY: Jacinta Froud

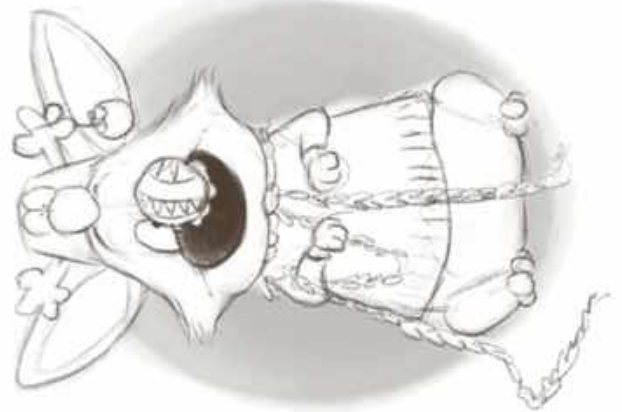
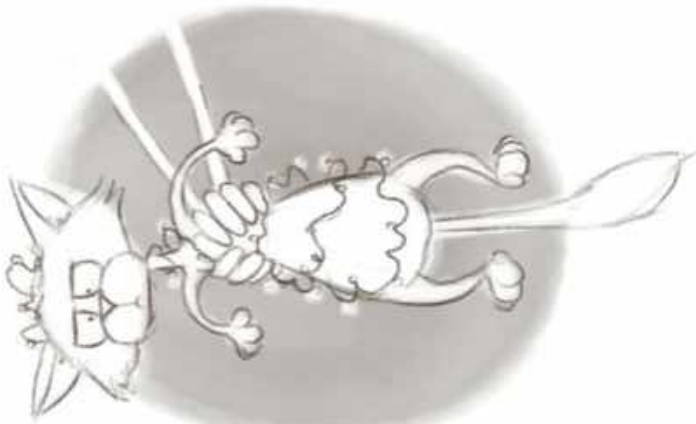
 @jacintafroud

ILLUSTRATED BY: Gabriella Petruso

 @gabriellapetrusoart



# Colouring Page



**JINGLE BELLY**  
ISBN: 9781922503503  
PUBLISHER: Larrikin House  
ORDER FROM: [larrikinhouse.com](http://larrikinhouse.com)

**WRITTEN BY:** Jacinta Froud  
@jacintafroud  
**ILLUSTRATED BY:** Gabriella Petruso  
@gabriellapetrusoart