



Title: Imogen Baddley

Author: Sigi Cohen

Illustrator: Irene de la Peña

Publisher: Larrikin House

Target Age Group: 3-8 years

Key Curriculum Areas: English, Social & Emotional Learning (SEL).

SYNOPSIS

All Sofia wanted was to enjoy her new school, but sadly... along came a bully named Imogen Baddley! See how Sofia, with humour and heart, deals with Imogen the bully, causing the most unexpected results!

THEMES

Bullying, friendship, conflict and resolution, school.

ABOUT THE AUTHOR

Sigi Cohen was raised in South Africa and lives in Perth, Western Australia. Aside from writing for kids, Sigi works as a lawyer which he says greatly alleviates the stresses of writing children's picture books! He is the author of the darkly funny 'My Dead Bunny', 'Filthy Fergal', 'There's Something Weird About Lena', 'Zombie Schoolteachers' and 'The Vampires Next Door'. Sigi writes quirky stories that both children and adults enjoy reading aloud. He entertains young readers through humorous, appealing (sometimes appalling) over-the-top tales that come alive with illustrations.



ABOUT THE ILLUSTRATOR

Irene de la Peña was born and raised in Madrid (Spain), where she still lives. A lawyer by day, Irene spends her leisure time drawing for pleasure or the occasional client commission. Her dream has always been to create beautiful illustrations for children's books. Imogen Baddley is her first realisation of this dream. A keen traveller, Irene draws to express, to let her imagination fly, to create and to escape... a little like traveling to other worlds.

Stories with Humour & Heart

Copyright © Larrikin House.

These notes may be reproduced free of charge for use and study within schools but they may not be reproduced (either in whole or in part) and offered for commercial sale.



ACTIVITIES

BEFORE READING

Questions to ask:

1. What do you think this story might be about?
2. Can you point out the following features of the book?
(Spine, title, illustration, front page, back page, blurb, end papers).

DURING READING

Recognising rhyming words - Ask students to put up their hand when they notice the rhyming words on a selected page. (ACELA1439) (ACELT1585)

Recognising alliteration - Ask students to put up their hand when they notice any alliteration used in the story. (ACELA1439) (ACELT1585)

Clap the rhythm - On a selected page, students clap their hands along to the beat of the words. (ACELT1585)

Questions to ask:

1. What do you think will happen next?
2. How do you think Sofia will solve her problem?
3. Have you ever had someone play a mean trick on you?
4. What do you know about bullying?
5. Can you make any connections to the story so far?
(ACELT1575) (ACELY1646) (ACELT1582) (ACPPS020) (ACPPS004)

AFTER READING

Questions to ask:

1. What did you enjoy most about the story?
2. Would you be friends with Imogen Baddley? Why or why not?
3. What solution could you think of that would solve Sofia's problem?
(ACELY1646) (ACELT1581)



SUGGESTED ACTIVITIES:

1. Cloze passages: Choose a section of text and omit words. Students to fill in the blanks.

Curriculum Links: (ACELA1435) (ACELA1434) (ACELA1786) (ACELY1650) (ACELA1447) (ACELA1448)

2. Character Profile: Students draw the characters in the story and write their name underneath each picture.

Curriculum Links: (ACELT1783) (ACAMAM054) (ACAMAM056) (ACAVAM108) (ACTDEP007) (ACELA1586)

3. Word Search: Create a word search using words from the text.

Curriculum links: (ACAMAM054) (ACAMAM056) (ACELY1663) (ACELA1586) (ACTDEP007) (ACELY1653)

4. Retell Activities:

a. Create a table with the following headings: Setting (Where?) - Characters (Who?) - Problem (What?) - 1. In the beginning - 2. Next - 3. Then - 4. Finally - 5. Solution - 6. Lastly. Ask students to write or draw the order of events in the story.

b. Write short sentences which retell the story and jumble them up. Ask students to put them in the correct order.

Curriculum Links: (ACELT1578) (ACAMAM054) (ACAMAM056) (ACELY1663) (ACELA1586) (ACTDEP007)

5. Acrostic Poem: Students choose a character from the story and write an acrostic poem.

Curriculum Links: (ACELY1651) (ACAMAM056)

6. Write a Blurb: Explore the existing blurb on the back cover. Explain the purpose of the blurb to the students and ask them to create their own blurb.

Curriculum Links: (ACELY1651) (ACELA1586)

7. Mean Tricks: Make a list (or draw) each of the mean tricks that Imogen plays on Sofia.

Curriculum Links: (ACELT1578) (ACELT1580) (ACELT1831) (ACELY1651) (ACAMAM054) (ACAMAM056) (ACTDEP007) (ACTDEK004) (ACHASSI001) (ACHASSI002)

8. Portraits/Caricatures: Students create portraits of themselves or their classmates, exploring caricatures as a way of expressing ideas.

Curriculum Links: (ACELT1578) (ACELT1580) (ACELT1831) (ACELY1651) (ACAMAM054) (ACAMAM056) (ACTDEP007) (ACTDEK004) (ACHASSI001) (ACHASSI002)

9. Conflict resolution - Wheel of Choice: Students can investigate some other ways to resolve conflicts by playing games. The wheel of choice can provide other options that Sofia could use to help her deal with the bullying she received from Imogen Baddley. This could generate a discussion about the resolution in the story and assist students to understand some of the consequences and resolutions to bullying issues.

Curriculum Links: (ACELT1578) (ACELT1580) (ACELT1831) (ACELY1651) (ACAMAM054) (ACAMAM056)

10. Cinnamon Scrolls - Cooking Activity: Students create their own Cinnamon Scrolls.


Curriculum Links: (ACELT1578) (ACELT1580) (ACELT1831) (ACELY1651) (ACAMAM054) (ACAMAM056) (ACTDEP007) (ACTDEK004)



FURTHER INFORMATION & RESOURCES:

Sigi Cohen Links: <https://youtu.be/0U7p4c68p2k>
<https://larrikinhouse.com/product/zombie-school-teachers-hardcover/>
<https://larrikinhouse.com/product/the-vampires-next-door/>
<https://www.storyboxlibrary.com.au/authors-and-illustrators/sigi-cohen>
https://www.walkerbooks.com.au/Authors_and_Illustrators/Sigi-Cohen
[instagram.com/sigi.cohen](https://www.instagram.com/sigi.cohen)

Irene de la Peña Links: [instagram.com/dlpirene](https://www.instagram.com/dlpirene)



To order copies of this title visit: www.larrikinhouse.com

Mean Tricks

Write some of the mean tricks that Imogen Baddley played on Sofia below.





Discussion Questions:

What would happen to Imogen Baddley if she was at your school?

What do you think you would you do if you were Sofia?



IMOGEN BADDLEY
ISBN: 9781922503466
PUBLISHER: Larrikin House
ORDER FROM: larrikinhouse.com

WRITTEN BY: Sigi Cohen
Follow on:  @sigicohen
ILLUSTRATED BY: Irene de La Pena
Follow on:  @dlpirene

Conflict Resolution

Use resources such as the Wheel of Choice below to come up with some other resolution options when dealing with bullying behaviour.




Image: <https://proudtobepimary.com/conflict-resolution-activities/reading>



IMOGEN BADDLEY
ISBN: 9781922503466
PUBLISHER: Larrikin House
ORDER FROM: larrikinhouse.com

WRITTEN BY: Sigi Cohen
Follow on: @sigicohen
ILLUSTRATED BY: Irene de La Pena
Follow on: @dlpirene

Cinnamon Scrolls



Steps

1 Mix warm milk with yeast and allow it to bubble. Place in the bowl of a stand mixer and using a whisk or paddle attachment add eggs and sugar and mix until just combined. Switch to a dough hook and add all the flour. Knead for 2-5 minutes until the dough comes together and then add the soft butter. Knead a further 5 minutes.

2 Shape dough into a ball and place in a buttered bowl, cover and allow to double in size for about an hour.
For the cinnamon sugar, mix ingredients together in a small bowl and set aside.

3 Roll the dough out into a rectangle about 1cm thick and spread with cinnamon sugar mixture. Roll it up like a Swiss roll with the long side facing you and cut into 12 even pieces. Place rolls cinnamon sugar swirl side up in a greased baking dish. Cover with a clean tea towel and allow to double in size on the bench, about another hour.

4 Preheat oven to 160C fan-forced (180C conventional). Brush the rolls with milk then bake for 25-35 minutes, until lightly browned. For the frosting, whip together the soft butter and cream cheese. Then add icing sugar, vanilla and a pinch of salt. Mix until smooth and well combined. Serve the rolls straight from the oven with frosting drizzled over.

Ingredients

Ingredients

Dough

1 cup milk, just warmed
2 tsp dried yeast
2 eggs, at room temperature
75g sugar
4 cups plain flour
75g butter, softened
1 tsp salt
a little milk or cream to glaze

Cinnamon sugar

90g butter, softened
180g (1 cup) brown sugar
2 tbsp cinnamon

Cream cheese frosting

55g butter, softened
110g cream cheese
100g icing sugar, sifted
½ tsp vanilla bean paste
pinch of salt

Definitely **NO** celery!



IMOGEN BADDLEY
ISBN: 9781922503466
PUBLISHER: Larrikin House
ORDER FROM: larrikinhouse.com

WRITTEN BY: Sigi Cohen
Follow on: @sigicohen
ILLUSTRATED BY: Irene de La Pena
Follow on: @dipirene