



Title: Dancing With Dragons

Author: Amy Dunje

Illustrator: Jesus Lopez

Publisher: Larrikin House

Target Age Group: 3-8 years

Key Curriculum Areas: English, The Arts & HPE.

SYNOPSIS

Rose was exploring one warm summer's day,
Deep in the forest where wild rabbits play.
She skipped through the flowers and weaved through the trees,
When the strangest of sounds floated in on the breeze.

When Rose discovers two dancing Dragons in the forest, will she help them decide who is the better dancer or will she join in on the fun?

THEMES

Dancing, Fantasy creatures, Dragons, Rivalry.

ABOUT THE AUTHOR

Amy is a part-time children's writer, part-time Speech Pathologist and full-time hot chip enthusiast. She collects old books and finds it hard passing a bookstore without stopping. Whilst often bragging that she has done the world's highest bungee jump, she'd be a bit sheepish if anyone discovered she may have been pushed. In her spare time, Amy enjoys reading, patting tiny animals, walking beneath tall trees and beating her husband at chess. Amy resides in Western Australia with her husband and identical twin daughters.



ABOUT THE ILLUSTRATOR

Jesus Lopez was born in Madrid in 1975. He loved drawing as a child and now works illustrating children's books and text books for publishers all around the world. Jesus lives in a town 50 km from Madrid with his wife and daughter. He is passionate about cinema, nature and painting.



ACTIVITIES

BEFORE READING

Questions to ask:

1. What do you think this story might be about?
2. Can you point out the following features of the book?
(Spine, title, illustration, front page, back page, blurb, end papers).



DURING READING

Recognising rhyming words - Ask students to put up their hand when they notice the rhyming words on a selected page. (ACELA1439) (ACELT1585)

Recognising alliteration - Ask students to put up their hand when they notice any alliteration used in the story. (ACELA1439) (ACELT1585)

Clap the rhythm - On a selected page, students clap their hands along to the beat of the words. (ACELT1585)

Questions to ask:

1. What do you think will happen next?
2. How do you think Rosie will choose the best dancer?
3. Have you ever danced for someone?
4. What do you know about Dragons?
5. Can you make any connections to the story so far?
(ACELT1575) (ACELY1646) (ACELT1582) (ACPPS020) (ACPPS004)

AFTER READING

Questions to ask:

1. What did you enjoy most about the story?
2. Would you ever be like Rosie? Why or why not?
3. What is another solution that would help to choose the best dancer?
4. Can you think of an alternative ending?
(ACELY1646) (ACELT1581)



SUGGESTED ACTIVITIES:

- 1. Cloze passages:** Choose a section of text and omit words. Students to fill in the blanks.
Curriculum Links: (ACELA1435) (ACELA1434) (ACELA1786) (ACELY1650) (ACELA1447) (ACELA1448)
- 2. Character Profile:** Students draw the characters in the story and write their name underneath each picture.
Curriculum Links: (ACELT1783) (ACAMAM054) (ACAMAM056) (ACAVAM108) (ACTDEP007) (ACELA1586)
- 3. Word Search:** Create a word search using words from the text.
Curriculum links: (ACAMAM054) (ACAMAM056) (ACELY1663) (ACELA1586) (ACTDEP007) (ACELY1653)
- 4. Retell Activities:**
 - a. Create a table with the following headings: Setting (Where?) - Characters (Who?) - Problem (What?) - 1. In the beginning - 2. Next - 3. Then - 4. Finally - 5. Solution - 6. Lastly. Ask students to write or draw the order of events in the story.
 - b. Write short sentences which retell the story and jumble them up. Ask students to put them in the correct order.
Curriculum Links: (ACELT1578) (ACAMAM054) (ACAMAM056) (ACELY1663) (ACELA1586) (ACTDEP007)
- 5. Acrostic Poem:** Students choose a character from the story and write an acrostic poem.
Curriculum Links: (ACELY1651) (ACAMAM056)
- 6. Write a Blurb:** Explore the existing blurb on the back cover. Explain the purpose of the blurb to the students and ask them to create their own blurb.
Curriculum Links: (ACELY1651) (ACELA1586)
- 7. Dancing dragon puppets:** Create your own dancing dragon with moveable limbs for expert dance moves!
Curriculum Links: (ACELT1783) (ACAMAM054) (ACAMAM056) (ACAVAM108) (ACTDEP007) (ACELA1586)
- 8. Conflict & Resolution:** Students can investigate ways to recognise conflicts and how to resolve them.
Curriculum Links: (ACELT1578) (ACPPS006) (ACPPS004)
- 9. Dance investigation:** Students can explore the various styles of dancing and choose a favourite. They could then create a PMI (Plus, Minus, Interesting) poster and then have a class debate about which style of dance they think is best.
Curriculum Links: (ACELY1651) (ACELA1586) (ACAMAM056) (ACSSU002) (ACSIS233) (ACSIS012)
- 10. Dance Off:** Students (and teachers) could have their own 'Dance Off' and try to choose a winner.
Curriculum Links: (ACELT1578) (ACELT1580) (ACELT1831) (ACELY1651) (ACAMAM054) (ACAMAM056) (ACTDEP007) (ACTDEK004)



FURTHER INFORMATION & RESOURCES:

Amy Dunjey Links: amydunjey.com
facebook.com/
instagram.com/amydunjeywrites

Jesus Lopez Links: instagram.com/jesuslopezpastorillustration

To order copies of this title visit: www.larrikinhouse.com



Stories with Humour & Heart

Copyright © Larrikin House.

These notes may be reproduced free of charge for use and study within schools but they may not be reproduced (either in whole or in part) and offered for commercial sale.

Dancing Dragons

Create your own Dancing Dragon!

Materials

Dragon template
Coloured pencils and textas
Scissors
Glue
2 Large paddle pop sticks
Sticky tape



Steps

1

Cut around the dragon body parts after decorating in bright colours with pencils or textas.

2



Attach the paddle pop sticks inside the dragon body pieces.
Glue together so that they are coloured on each side leaving a small space to attach the folded body.

3

Fold the strips of paper in a concertina pattern and attach one end to the head and the other to the body.
Ready for a Dance Off!



DANCING WITH DRAGONS
ISBN: 9781922503299
PUBLISHER: Larrikin House
ORDER FROM: larrikinhouse.com


WRITTEN BY: Amy Dunjey
Follow on:  @amydunjeywrites
ILLUSTRATED BY: Jesus Lopez
Follow on:  @jesuslopezpastorillustration

Dancing Dragons



Template



<https://www.adventure-in-a-box.com>



DANCING WITH DRAGONS
ISBN: 9781922503299
PUBLISHER: Larrikin House
ORDER FROM: larrikinhouse.com

WRITTEN BY: Amy Dunjey
Follow on:  @amydunjeywrites
ILLUSTRATED BY: Jesus Lopez
Follow on:  @jesuslopezpastorillustration





Dance Styles



My favourite styles of dance are: _____



DANCING WITH DRAGONS
ISBN: 9781922503299
PUBLISHER: Larrikin House
ORDER FROM: larrikinhouse.com

WRITTEN BY: Amy Dunjey
Follow on:  @amydunjeywrites
ILLUSTRATED BY: Jesus Lopez
Follow on:  @jesuslopezpastorillustration