



**Title:** I want to be a Rock Star

**Author:** Mary Anastasiou

**Illustrator:** Anil Tortop

**Publisher:** Larrikin House

**Target Age Group:** 3-8 years

**Key Curriculum Areas:** English, The Arts, Technologies.

## SYNOPSIS

So you want to be a Rock Star?

What kind will you be? A Country Star? A Singer? The leader of a Jazz Band?

Join Luke (and Ralphie) as they imagine their way through the magic of music. From country, rap and punk to disco, jazz and rock you'll discover that all Rock Stars' dreams begin with just a little imagination.

## THEMES

Music genres, fame, facing challenges, dreams, goal setting, imagination, musical adventure, rhyme, becoming a star, dressing up.

## ENDORSEMENTS

"For kids with stars in their eyes and a music ambition." Dannii Minogue

"Rock 'n' Roll dreams really can come true. I just LOVE this book!" Glenn A. Baker

## ABOUT THE AUTHOR

Mary Anastasiou has been telling stories her whole life. From the outlandish and silly tales she told as a child growing up in Melbourne, Australia, to the response-driven marketing campaigns she delivers in her role as Creative Director at Imagine Creative. The arrival of her son Luke in 2008 inspired Mary to fulfil her lifelong dream of writing fun, inspiring, and motivating stories that made him "giggle 'til his belly hurt." She hopes her books inspire your little ones to do the same. Mary was recently appointed as Creative Director for publishing company Larrikin House. She is now responsible for the design and production of all their new titles. With an extensive knowledge in the publishing and marketing industry, Mary is now able to fulfil another lifelong dream: to help other aspiring authors realise their own publishing dream.





## ABOUT THE ILLUSTRATOR

Anil Tortop was born and raised in Turkey. She moved to Australia in early 2011 and has been trying to get used to the local eight-legged house intruders and slithering visitors to her garden ever since. Anil also works as an animator and character/concept designer, but has been called away from this affair as her relationship with children's books becomes more serious. Nowadays, she lives with her husband in Brisbane. In their small home studio together, they call themselves "Children's Booksmiths."

## ACTIVITIES

### BEFORE READING

Questions to ask:

1. What do you think this story might be about?
2. Can you point out the following features of the book? (Spine, title, illustrations, front page, back page, blurb, author)

- Suggested curriculum links: (ACELT1590) (ACELA1435) (ACELA1434) (ACELA1786) (ACELA1439) (ACELT1575)

### DURING READING

1. Recognising rhyming words - Ask students to play the air guitar when they notice the rhyming words on a selected page.
  2. Recognising alliteration - Ask students to play the air drums when they notice any alliteration used in the story.
  3. Clap the rhythm - On a selected page, students clap their hands along to the beat of the words.
- Suggested curriculum links: (ACELT1592) (ACELA1448)

Questions to ask:

1. What do you think will happen next?
  2. What do you notice about the characters?
  3. What do you enjoy about the illustrations?
  4. How do you think Luke will solve his problem?
  5. Do you think Luke will ever become a Rock Star? Why?
  6. Can you make any connections to the story so far?
  7. Have you ever played an instrument?
  8. Have you ever seen a real life Rock Star?
- Suggested curriculum links: (ACAMAM054) (ACELY1666) (ACELY1665) (ACELT1593) (ACELT1591) (ACELT1590) (ACELT1589) (ACELY1666) (ACELT1593) (ACELA1786) (ACELA1439)



## AFTER READING

Questions to ask:

1. What did you enjoy most about the story?
2. What is your favourite instrument, why?
3. Link to community - Organise a visit from a local musician or musical parent. Suggested curriculum links: (ACELT1589)

## ACTIVITY TEMPLATES:

### Colour in your Rock Star

Suggested curriculum links: (ACTDEK004) (ACAVAM108)

### What am I?

Suggested curriculum links: (ACELT1593) (ACELT1591) (ACAMAM054)

### Matching activity - Musical instruments

Suggested curriculum links: (ACAMAM056) (ACAMAM054)

### Draw and Write - Song

Suggested curriculum links: (ACELY1673) (ACAMAM056) (ACELY1662)

### Word search

Suggested curriculum links: (ACELT1593) (ACAMAM054)

### Tracing activity - Musical instruments

Suggested curriculum links: (ACAVAM108) (ACAMAM054)

### Make your own instruments

Suggested curriculum links: (ACAMUM081) (ACTDEK004) (ACADRM028) (ACTDEP007) (ACADRM028) (ACAMUM081) (ACAMUM080)

### Connect the dots - Guitar & Maracas

Suggested curriculum links: (ACAVAM107) (ACAMAM054) (ACMNA001) (ACMNA002)

### Rock Star guitar template & activity

Suggested curriculum links: (ACADRM027) (ACTDEK004) (ACTDEP007) (ACAVAM107)



**FURTHER INFORMATION & RESOURCES:**

Books:

I want to be a Movie Star written by Mary Anastasiou, illustrated by Anil Tortop  
My Band written by Elizabeth Lea, illustrated by Chantal Stewart

Further exploration of musical genres and instruments:

Trolls World Tour: <https://youtu.be/Jh3X7IcAUt0>

I Am A - Justine Clarke: [https://youtu.be/S\\_gcXE5EpH0](https://youtu.be/S_gcXE5EpH0)

I Am A Fine Musician (Dick Van Dyke Show): <https://youtu.be/sOnjmYAHNqA>

The Wiggles - I Am A Fine Musician: <https://youtu.be/euoOJMudKpo>

Websites:

Mary Anastasiou Website: [www.lilrebel.com.au](http://www.lilrebel.com.au)

Anil Tortop Website: [www.tadaabook.com](http://www.tadaabook.com)

**To order copies of this title visit: [www.larrikinhouse.com](http://www.larrikinhouse.com)**

Colour in your Rock Star

I WANT TO BE A

ROCK STAR



**I WANT TO BE A ROCK STAR**

ISBN: 9780987635419

PUBLISHER: Larrikin House

ORDER FROM: [lilrebel.com.au](http://lilrebel.com.au)


WRITTEN BY: Mary Anastasiou

Follow on [f](#) [t](#) [i](#) [lilrebel\\_au](#)


ILLUSTRATED BY: Anil Tortop

[www.tadaabook.com](http://www.tadaabook.com)


# What am I?



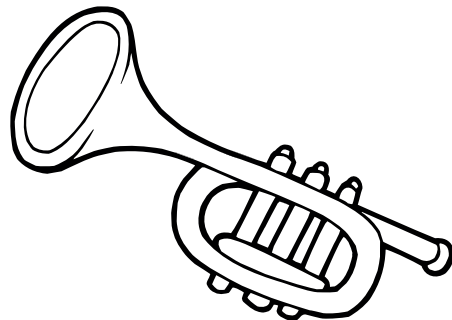
g



m



d



t

trumpet  
maraccas

guitar  
drum



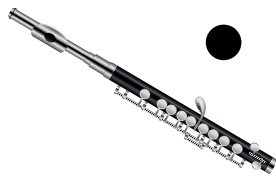
**I WANT TO BE A ROCK STAR**  
ISBN: 9780987635419  
PUBLISHER: Larrikin House  
ORDER FROM: [lilrebel.com.au](http://lilrebel.com.au)

WRITTEN BY: Mary Anastasiou  
Follow on   [lilrebel\\_au](https://www.instagram.com/lilrebel_au)  
ILLUSTRATED BY: Anil Tortop  
[www.tadaabook.com](http://www.tadaabook.com)

Draw a line matching the words to the picture



# MUSICAL INSTRUMENTS



● trombone

● violin

● piano

● cello

● trumpet

● drum

● flute

● guitar



**I WANT TO BE A ROCK STAR**

ISBN: 9780987635419

PUBLISHER: Larrikin House

ORDER FROM: [lilrebel.com.au](http://lilrebel.com.au)

WRITTEN BY: Mary Anastasiou

Follow on [lilrebel\\_au](https://www.instagram.com/lilrebel_au)

ILLUSTRATED BY: Anil Tortop

[www.tadaabook.com](http://www.tadaabook.com)

Draw and write about a Song you like



**MUSICAL INSTRUMENTS**



music

write



draw



Handwriting practice lines consisting of multiple sets of solid top and bottom lines with a dashed middle line.



**I WANT TO BE A ROCK STAR**  
ISBN: 9780987635419  
PUBLISHER: Larrikin House  
ORDER FROM: [lilrebel.com.au](http://lilrebel.com.au)


**WRITTEN BY:** Mary Anastasiou  
Follow on [lilrebel\\_au](https://www.instagram.com/lilrebel_au)  
**ILLUSTRATED BY:** Anil Tortop  
[www.tadaabook.com](http://www.tadaabook.com)



Find the hidden words and circle them



# MUSICAL INSTRUMENTS



violin

guitar

flute

drum

trombone

trumpet

piano



**I WANT TO BE A ROCK STAR**

ISBN: 9780987635419

PUBLISHER: Larrikin House

ORDER FROM: [lilrebel.com.au](http://lilrebel.com.au)

WRITTEN BY: Mary Anastasiou

Follow on [lilrebel\\_au](https://www.facebook.com/lilrebel_au)

ILLUSTRATED BY: Anil Tortop

[www.tadaabook.com](http://www.tadaabook.com)

Practice tracing these words



# MUSICAL INSTRUMENTS



1 piano



2 violin



3 flute



4 harp



5 bongos



6 guitar



7 drum



8 trombone



9 trumpet



10 cello



**I WANT TO BE A ROCK STAR**

ISBN: 9780987635419

PUBLISHER: Larrikin House

ORDER FROM: [lilrebel.com.au](http://lilrebel.com.au)

WRITTEN BY: Mary Anastasiou

Follow on   [lilrebel\\_au](https://www.instagram.com/lilrebel_au)

ILLUSTRATED BY: Anil Tortop

[www.tadaabook.com](http://www.tadaabook.com)

# Make your own Instruments



## MUSICAL INSTRUMENTS



Start your very own Rock Band with these easy to make instruments. The perfect creative activity for little hands (with adult supervision) and a great way to engage the imagination.

### 1 Rainbow Rainmaker

#### What you need:

- Cardboard tube
- Washi tape, paints or coloured paper (to decorate)
- White duct tape
- White paper (optional)
- Beans or rice

#### How to make it:

- 1: Tape one end of the tube with duct tape
- 2: Fill 1/3 of the tube with beans or rice
- 3: Seal the other end with duct tape
- 4: If painting, cover the tube with white paper
- 5: Decorate with Washi tape or coloured strips of paper



Image source: muminthemadhouse.com

### 2 Balloon Bongos

#### What you need:

- Empty, clean tin cans
- Balloons
- Elastic bands
- Chopsticks/ sticks

#### How to make it:

- 1: Begin by making sure the tin has smooth edges. NOTE: (you can buy tin openers that open tins without leaving a sharp edge).
- 2: Cut the end off the balloon and simply stretch over the end of the tin.
- 3: Secure the end with an elastic band



Image source: minieco.co.uk



**I WANT TO BE A ROCK STAR**

ISBN: 9780987635419

PUBLISHER: Larrikin House

ORDER FROM: [lilrebel.com.au](http://lilrebel.com.au)

WRITTEN BY: Mary Anastasiou

Follow on   [lilrebel\\_au](https://www.facebook.com/lilrebel_au)

ILLUSTRATED BY: Anil Tortop

[www.tadaabook.com](http://www.tadaabook.com)

# Make your own Instruments



## MUSICAL INSTRUMENTS



### 3 Cardboard Microphone

#### What you need:

- Cardboard tube
- Coloured paper
- Glue (hot glue gun)
- Adhesive gems
- Silver washi or craft tape
- Glitter Christmas ornament

#### How to make it:

- 1: Take a low temperature glue gun and glue the ornament to the top of the tube. Set aside for it to cool off and dry.
- 2: Cut and glue your coloured paper around the cardboard tube.
- 3: Add silver craft paper to top of tube
- 4: Decorate with adhesive gems and crystals



Image source: iheartartsn Crafts.com

### 4 Rockstar Guitar

#### What you need:

- Printed template (see attached)
- Cardboard
- Glue
- Box Cutter
- Paints and paintbrushes (to decorate)
- White-out (for detail, string and fret work)

#### How to make it:

- 1: Trace the template over your cardboard then cut it out.
- 2: Cut two rectangular strips 4cm x 40cm
- 3: Glue one of the strips on the guitar and let dry
- 4: Turn your guitar over and glue the other strip to reinforce your guitar
- 5: Now, get painting!
- 6: Customise your Rock Stars guitar with shapes, colours or designs that reflect their style



Image source: handmadecharlotte.com



**I WANT TO BE A ROCK STAR**

ISBN: 9780987635419

PUBLISHER: Larrikin House

ORDER FROM: [lilrebel.com.au](http://lilrebel.com.au)


WRITTEN BY: Mary Anastasiou

Follow on   [lilrebel\\_au](https://www.instagram.com/lilrebel_au)

ILLUSTRATED BY: Anil Tortop

[www.tadaabook.com](http://www.tadaabook.com)


# Connect the dots



**I WANT TO BE A ROCK STAR**  
ISBN: 9780987635419  
PUBLISHER: Larrikin House  
ORDER FROM: [lilrebel.com.au](http://lilrebel.com.au)

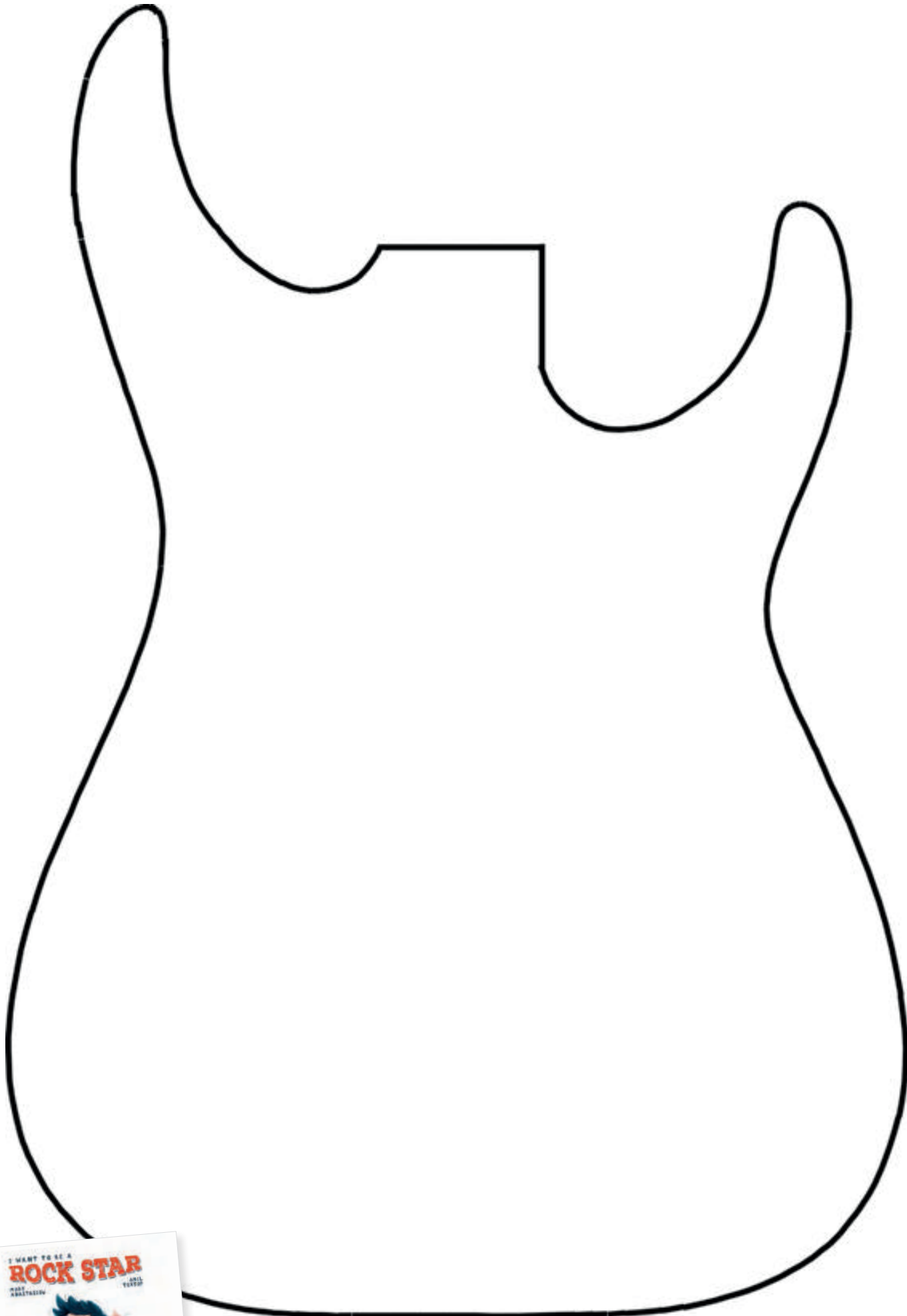
**WRITTEN BY:** Mary Anastasiou  
Follow on   [lilrebel\\_au](https://www.instagram.com/lilrebel_au)  
**ILLUSTRATED BY:** Anil Tortop  
[www.tadaabook.com](http://www.tadaabook.com)

# Connect the dots



**I WANT TO BE A ROCK STAR**  
ISBN: 9780987635419  
PUBLISHER: Larrikin House  
ORDER FROM: [lilrebel.com.au](http://lilrebel.com.au)

WRITTEN BY: Mary Anastasiou  
Follow on [lilrebel\\_au](https://twitter.com/lilrebel_au)  
ILLUSTRATED BY: Anil Tortop  
[www.tadaabook.com](http://www.tadaabook.com)



**I WANT TO BE A ROCK STAR**  
ISBN: 9780987635419  
PUBLISHER: Larrikin House  
**ORDER FROM: [lilrebel.com.au](http://lilrebel.com.au)**

**WRITTEN BY:** Mary Anastasiou  
Follow on   [lilrebel\\_au](https://twitter.com/lilrebel_au)  
**ILLUSTRATED BY:** Anil Tortop  
[www.tadaabook.com](http://www.tadaabook.com)