

Title: My Extraordinary Mum

Author: Dani Vee

Illustrator: Alexandra Colombo

Publisher: Larrikin House

Target Age Group: 3-8 years

Key Curriculum Areas: English, HPE, The Arts, Social & Emotional Learning (SEL).

KEY CURRICULUM LINKS

English:

Foundation: ACELT1580, ACELY1646, ACELT1575, ACELY1650, ACELY1651.

Years 1&2: ACELT1584, ACELT1582, ACELT1581, ACELT1586, ACELT1832, ACELT1593, ACELT1833.

HPE:

Foundation: ACPPS004, ACPPS006.

Years 1&2: ACPPS019, ACPPS020.

The Arts:

F-2: ACAMAM054, ACAMAM056, ACAVAM108, ACAMUM081.

THEMES

Mothers
Daughters
Fun Mums
Stereotypes
Relationships
Self-acceptance
Families
Community
Social & Emotional Learning

SYNOPSIS

My mum's a little quirky, free-spirited and bold. She dances to the beat of her own drum.

A fun-filled adventure and celebration of an extraordinary mum and her daughter who find magic in unexpected places.

We are all extraordinary, sometimes we just need reminding.

USING THESE NOTES

These teachers notes and suggested activities have been organised under the Australian Curriculum and are based on themes explored in the story *My Extraordinary Mum*. Activity sheets are provided for classroom use and are best suited to years F to 2.

Further resources and activities are available from larrikinhouse.com.au



ACTIVITIES

BEFORE READING

Questions to ask:

1. What do you think this story might be about?
2. Can you point out the following features of the book?
(Spine, title, illustration, front page, back page, blurb, end papers)

DURING READING

Recognising capital letters - Ask students to put up their hand when they notice any capital letters on a selected page. (ACELA1432) (ACELA1449)

Recognising full stops - Ask students to put up their hand when they notice any full stops used in the story. (ACELA1432) (ACELA1449)

On a selected page ask students the following questions:
(ACELT1451)

1. What do you think is happening?
2. What do you think may happen next?
3. What is being described?
4. Who or what is involved?
5. What do you know about Mums?
6. Can you make any connections to the story so far?

AFTER READING

Questions to ask:

1. What did you enjoy most about the story?
2. Who was your favourite character? Why?
(ACELY1646) (ACELT1581) (ACELY1650)





SUGGESTED ACTIVITIES:

1. Cloze passages: Choose a section of text and omit words. Students to fill in the blanks.

Curriculum Links: (ACELA1435) (ACELA1434) (ACELA1786) (ACELY1650) (ACELA1447) (ACELA1448)

2. Character Profile: Students draw the characters in the story and write their attributes under the pictures.

Curriculum Links: (ACELT1783) (ACAMAM054) (ACAMAM056) (ACAVAM108) (ACTDEP007) (ACELA1586)

3. Word Search: Create a word search using words from the text.

Curriculum links: (ACAMAM054) (ACAMAM056) (ACELY1663) (ACELA1586) (ACTDEP007) (ACELY1653)

4. Retell Activities:

a. Create a table with the following headings: Setting (Where?) - Characters (Who?) - Problem (What?) - 1. In the beginning - 2. Next - 3. Then - 4. Finally - 5. Solution - 6. Lastly. Ask students to write or draw the order of events in the story.

b. Write short sentences which retell the story and jumble them up. Ask students to put them in the correct order.

Curriculum Links: (ACELT1578) (ACAMAM054) (ACAMAM056) (ACELY1663) (ACELA1586) (ACTDEP007)

5. Acrostic Poem: Students choose a character from the story and write an acrostic poem.

Curriculum Links: (ACELY1651) (ACAMAM056)

6. Write a blurb: Explore the existing blurb on the back cover. Explain the purpose of the blurb to the students and ask them to create their own blurb.

Curriculum Links: (ACELY1651) (ACELA1586)

7. My Extraordinary Drum! : Create your own instrument to play in a drum circle.

Curriculum Links: (ACAVAM108) (ACAMUM081)

8. My Extraordinary... : Making connections. Have students draw and write about their own extraordinary Mum or another figure in their lives that they look up to.

Curriculum Links: (ACAVAM108) (ACTDEP007) (ACAMAM054) (ACAMAM056)

9. Extraordinary Adventures: Explore some of the adventures and activities with the characters in the story and show some examples. Students can complete the worksheet and write about their own adventures.

Curriculum Links: (ACELA1435) (ACELA1434) (ACELA1786) (ACELY1650) (ACELA1447) (ACELA1448)



ABOUT THE AUTHOR

Dani Vee is the host of the popular literary podcast Words and Nerds where she chats to authors about writing and books. An English educator and a bookworm from birth, don't even get her started on her favourite book, Oscar Wilde's *The Picture of Dorian Gray*! Dani is most content with a blanket, a chamomile tea, plenty of dark chocolate and a book. She is terrible with directions, can never keep her brain still and loves a good laugh. She knows two chords on her guitar and hopes that one day she'll have time to learn a third.



ABOUT THE ILLUSTRATOR



Alexandra's passion is writing and illustrating poems, fairy tales and narrative picture book stories. Alexandra was born in Sofia Bulgaria and attended secondary school in Italy, specialising in scientific studies. She then studied at the Milan European Institute of Design where she received a degree in illustration. Alexandra's charming artwork captures the magic, idiosyncrasies and unique personalities of children and animals in memorable, colourful settings.

FURTHER INFORMATION & RESOURCES:

Dani Vee Website: www.wordsandnerds.com

Dani Vee Instagram: [instagram.com/daniveebooks_wordsandnerds](https://www.instagram.com/daniveebooks_wordsandnerds)

Alexandra Colombo Instagram: [instagram.com/alexandra.colombo](https://www.instagram.com/alexandra.colombo)

ISBN:

9781922503893 (Hardback)

Further resources:

<https://youtu.be/WDi30kbF1e8>

Reggie Red by Josie Layton, illustrated by Rebecca Timmis.
Larrikin House. ISBN: 9780648872207




To order copies of this title visit: www.larrikinhouse.com.au

Stories with Humour & Heart

Copyright © Larrikin House.

These notes may be reproduced free of charge for use and study within schools but they may not be reproduced (either in whole or in part) and offered for commercial sale.



My Extraordinary Drum


Materials

Clean empty tin cans or suitable containers
Balloons
Elastic bands
Masking tape
Washi tape for decorating
Brown paper
Pencils, paint, textas, stamps etc.



Steps

- 1 Clean and dry tin can. Place a little masking tape around the cut edge to ensure no sharp edges.
- 2 Cut the end off the balloon and stretch it over the open end of the tin can. Secure with the elastic band and masking tape or washi tape.
- 3 Decorate the outside of the drum with washi tape or wrap in brown paper and decorate as desired.



MY EXTRAORDINARY MUM
ISBN: 9781922503893
PUBLISHER: Larrikin House
ORDER FROM: larrikinhouse.com.au

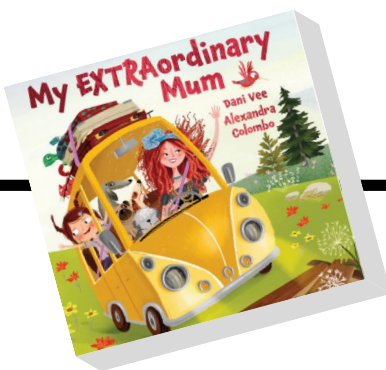
WRITTEN BY: Dani Vee
[@daniveebooks_wordsandnerds](https://www.instagram.com/daniveebooks_wordsandnerds)
ILLUSTRATED BY: Alexandra Colombo
[@alexandra.colombo](https://www.instagram.com/alexandra.colombo)

My EXTRAordinary...



Draw or write about someone you know who is
EXTRAordinary!

What makes them EXTRAordinary?



MY EXTRAORDINARY MUM

ISBN: 9781922503893

PUBLISHER: Larrikin House

ORDER FROM: larrikinhouse.com.au

WRITTEN BY: Dani Vee

@daniveebooks_wordsandnerds

ILLUSTRATED BY: Alexandra Colombo



@alexandra.colombo

Extraordinary Adventures

List some of the adventures that the characters in the story go on together.



Draw and write about an adventure that you might like to go on.



MY EXTRAORDINARY MUM
ISBN: 9781922503893
PUBLISHER: Larrikin House
ORDER FROM: larrikinhouse.com.au

WRITTEN BY: Dani Vee
[@daniveebooks_wordsandnerds](https://twitter.com/daniveebooks_wordsandnerds)
ILLUSTRATED BY: Alexandra Colombo
[@alexandra.colombo](https://twitter.com/alexandra.colombo)