



Power Cables Custom

Manual Order Form







Name: _____

Company: _____

Phone: _____

Email: _____

Select Cable

Cable Types						
Cable Size:						
6mm Auto	<input type="checkbox"/>	<input type="checkbox"/>	<input type="checkbox"/>	<input type="checkbox"/>		
8 B&S	<input type="checkbox"/>	<input type="checkbox"/>	<input type="checkbox"/>	<input type="checkbox"/>		
6B&S	<input type="checkbox"/>	<input type="checkbox"/>	<input type="checkbox"/>	<input type="checkbox"/>		
4 B&S	<input type="checkbox"/>	<input type="checkbox"/>	<input type="checkbox"/>	<input type="checkbox"/>		
3 B&S	<input type="checkbox"/>	<input type="checkbox"/>	<input type="checkbox"/>	<input type="checkbox"/>		
2 B&S	<input type="checkbox"/>	<input type="checkbox"/>	<input type="checkbox"/>	<input type="checkbox"/>	<input type="checkbox"/>	<input type="checkbox"/>
1 B&S	<input type="checkbox"/>	<input type="checkbox"/>	<input type="checkbox"/>	<input type="checkbox"/>		
0 B&S	<input type="checkbox"/>	<input type="checkbox"/>	<input type="checkbox"/>	<input type="checkbox"/>	<input type="checkbox"/>	<input type="checkbox"/>
00 B&S	<input type="checkbox"/>	<input type="checkbox"/>	<input type="checkbox"/>	<input type="checkbox"/>	<input type="checkbox"/>	<input type="checkbox"/>
000 B&S	<input type="checkbox"/>	<input type="checkbox"/>	<input type="checkbox"/>	<input type="checkbox"/>		

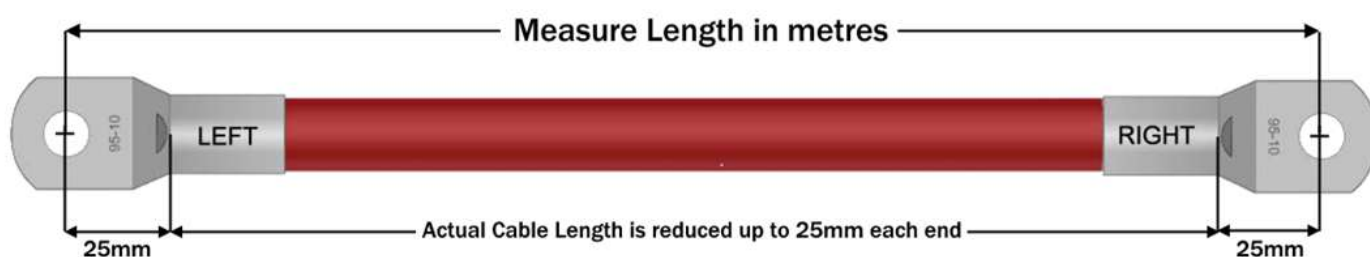


Manual Order Form

Cable Length:

Measured from centre to centre of connector holes (Refer below examples)

Single Core:



Twin Core:






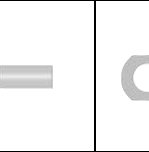



Enter Length in Metres:

Black:		m	Red:		m	Twin Sheath:		m
---------------	--	---	-------------	--	---	---------------------	--	---







Manual Order Form

Select Battery Lugs

Battery Lugs							
Lugs:							
Type:	5mm Eye	6mm Eye	8mm Eye	10mm Eye	12mm Eye	8mm 90° Eye	10mm 90° Eye
Cable Range:	6mm-6 B&S	8-0 B&S	8-0 B&S	8-000 B&S	6-000 B&S	6-0 B&S	6-00 B&S
Left Black:	<input type="checkbox"/>	<input type="checkbox"/>	<input type="checkbox"/>	<input type="checkbox"/>	<input type="checkbox"/>	<input type="checkbox"/>	<input type="checkbox"/>
Left Red:	<input type="checkbox"/>	<input type="checkbox"/>	<input type="checkbox"/>	<input type="checkbox"/>	<input type="checkbox"/>	<input type="checkbox"/>	<input type="checkbox"/>
Right Black:	<input type="checkbox"/>	<input type="checkbox"/>	<input type="checkbox"/>	<input type="checkbox"/>	<input type="checkbox"/>	<input type="checkbox"/>	<input type="checkbox"/>
Right Red:	<input type="checkbox"/>	<input type="checkbox"/>	<input type="checkbox"/>	<input type="checkbox"/>	<input type="checkbox"/>	<input type="checkbox"/>	<input type="checkbox"/>

Select Lug Insulators






Battery Lug Insulators				
Types:				
Cable Size:	8-4 B&S	8-4 B&S	6mm-000 B&S	6mm-000 B&S
Left Side:	<input type="checkbox"/>	<input type="checkbox"/>	<input type="checkbox"/>	<input type="checkbox"/>
Right Side:	<input type="checkbox"/>	<input type="checkbox"/>	<input type="checkbox"/>	<input type="checkbox"/>



Manual Order Form





Select Battery Terminals

Battery Post Terminals

Types:					
Type:	Universal Straight	(-) Straight	(+) Straight	(-) 90°	(+) 90°
Cable Size:	3-00 B&S	2-000 B&S	2-000 B&S	2-000 B&S	2-000 B&S
Left Side:	<input type="checkbox"/>	<input type="checkbox"/>	<input type="checkbox"/>	<input type="checkbox"/>	<input type="checkbox"/>
Right Side:	<input type="checkbox"/>	<input type="checkbox"/>	<input type="checkbox"/>	<input type="checkbox"/>	<input type="checkbox"/>

Select Battery Terminal Insulators





Battery Terminal Insulators

Types:				
Cable Size:	3-000 B&S	3-000 B&S	3-000 B&S	3-000 B&S
Left Side:	<input type="checkbox"/>	<input type="checkbox"/>	<input type="checkbox"/>	<input type="checkbox"/>
Right Side:	<input type="checkbox"/>	<input type="checkbox"/>	<input type="checkbox"/>	<input type="checkbox"/>





Manual Order Form

Select Anderson Plugs (Twin Sheath or Combination Only)

Battery Terminal Insulators						
Types:						
Size/Colour:	SB50 Grey	SB50 Red	SB50 Blue	SB120 Grey	SB175 Grey	SB350 Grey
Cable Range:	6mm-6B&S	6mm-6B&S	6mm-6B&S	4-2B&S	3-0B&S	1-000B&S
Left Side:	<input type="checkbox"/>	<input type="checkbox"/>	<input type="checkbox"/>	<input type="checkbox"/>	<input type="checkbox"/>	<input type="checkbox"/>
Right Side:	<input type="checkbox"/>	<input type="checkbox"/>	<input type="checkbox"/>	<input type="checkbox"/>	<input type="checkbox"/>	<input type="checkbox"/>





Add Battery Clamps (Twin Sheath or Combination Only)

Battery Terminal Insulators	
Battery Clamp	 
Size	Up to 100A Up to 250A
Cable Range:	6mm-6B&S 4-2B&S
Left Side:	<input type="checkbox"/> <input type="checkbox"/>
Right Side:	<input type="checkbox"/> <input type="checkbox"/>







Manual Order Form

Select Heat Shrink

Heat Shrink - Standard or Adhesive Lined				
Heat Shrink				
Left Black:	<input type="checkbox"/>	<input type="checkbox"/>	<input type="checkbox"/>	<input type="checkbox"/>
Left Red:	<input type="checkbox"/>	<input type="checkbox"/>	<input type="checkbox"/>	<input type="checkbox"/>
Right Black:	<input type="checkbox"/>	<input type="checkbox"/>	<input type="checkbox"/>	<input type="checkbox"/>
Right Red:	<input type="checkbox"/>	<input type="checkbox"/>	<input type="checkbox"/>	<input type="checkbox"/>

Select Sleeving

Sleeving				
Sleeving:				
Types:	Braided Expandable	Glossy PVC	Heat Resistant	Split Conduit
Black Cable:	<input type="checkbox"/>	<input type="checkbox"/>	<input type="checkbox"/>	<input type="checkbox"/>
Red Cable:	<input type="checkbox"/>	<input type="checkbox"/>	<input type="checkbox"/>	<input type="checkbox"/>
Combined/Twin Sheath:	<input type="checkbox"/>	<input type="checkbox"/>	<input type="checkbox"/>	<input type="checkbox"/>



Manual Order Form

Additions or Special Instructions

What's Next:

1. Edit PDF and save with changes
2. Email PDF to sales@custompowercables.com.au
3. Receive return email with quote attached
4. Accept Quote if you wish to proceed