

Magic Light Pictures presents

Pip and Posy™

Come on!
Let's play!



A New
Pre-school
Series

Activity Pack 2



Pip and Posy™

Pick a kite and trace
your finger along its
string back to the grass.
What colour is Pip's kite?




 @pipandposy

 @pipandposy

 @pipandposyworld



Pip and Posy™

 @pipandposy
 @pipandposy
 @pipandposyworld

Count the worms!

Look at the pictures and count the worms with your finger.

Look at the numbers and follow the lines using your finger to practice. Then use your favourite colour pencil to write the answer.

Pip is a little bit afraid. How many worms is Posy showing him?

How many worms is Jamila holding?

Follow the lines to write the number.



Start at the arrow.



Try to keep your pencil on the paper until the end.



Posy likes worms. How many worms is she looking at?


Pip and Posy™

Colour-in
Activity
Sheet

 @pipandposy



 @pipandposy

 @pipandposyworld



Pip and Posy™

Make some friends for Bob Balloon

 @pipandposy
 @pipandposy
 @pipandposyworld

Colour in each of the balloons with a different colour.
with a different colour.

Then use black to draw faces over your colours.
Then use black to draw faces over your colours.



Practice with these shapes first



Pip and Posy™



Oops
Froggy!
Spot the
stickers



 @pipandposy

 @pipandposy

 @pipandposyworld



Pip has a peach sticker on his jumper. Can you find 5 more peach stickers hidden in the picture?