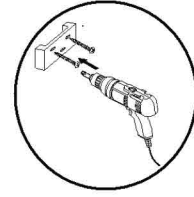
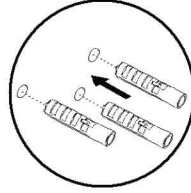
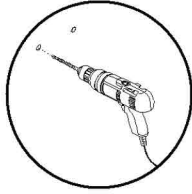
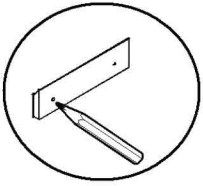


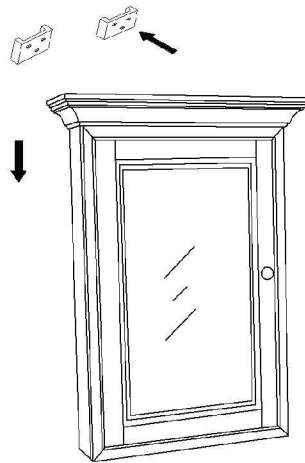
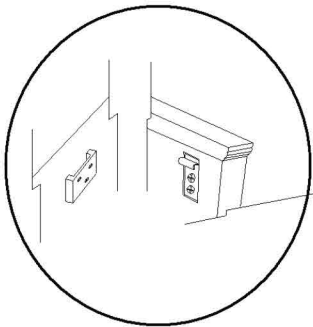


# Medicine cabinet Installation Instructions

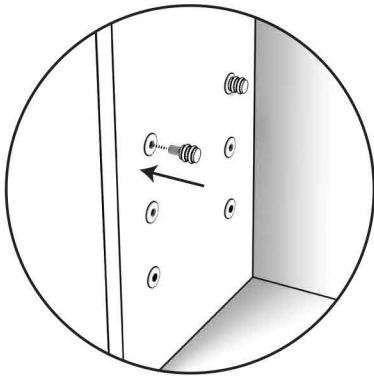
1. Prepare the wall anchors.



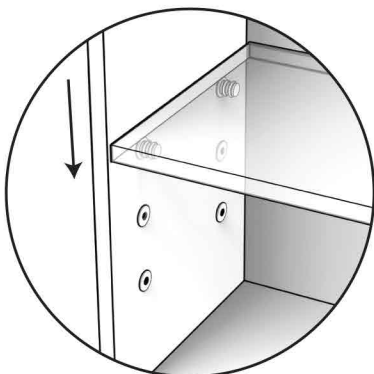
2. Mount the medicine cabinet on the wall.



3. Thread pegs into desired shelf location.



4. Place shelf carefully onto pegs, to avoid damaging the product.



Customer Service:

Kitchen Bath Collection  
www.kitchenbathcollection.com  
Email: info@kitchenbathcollection.com  
Phone: 310-320-8882