



COLLAB X SPACEMAN

MICRODOSE PHASER

USER MANUAL V.1

IMPORTANT

Powering Your All-Pedal Microdose™

- **Battery:** The Microdose™ does not support battery power.
- **Clean Power:** Ensure you use a clean power source. If you detect a background hum, it's likely (99.9% chance) due to the power supply.
- **Verified Power Supplies:** The following power supplies have been tested and verified with the Microdose™:
 - Visual Sound OneSpot
 - Voodoo Labs Pedal Power 2
 - Dunlop DC Brick

EXPRESSION Pedal Input

Compatibility: This input is exclusively designed for TRS (stereo) plugs.

Warning: Using a mono plug can risk damaging the unit. Always use expression pedals equipped with standard TRS plugs.



CONTROLS

STAGES

- The **STAGES** switch offers three options: 2, 4, or 8 stages of phase shifting.
 - **2-stage:** Delivers a subtle, vintage-style effect.
 - **4-stage:** Offers a more modern or contemporary phasing effect.
 - **8-stage:** Provides the most intense and dramatic phasing experience.

RATE

- The **RATE** knob controls the modulation speed.
 - Turn clockwise to accelerate the modulation.
- The **TAP TEMPO** footswitch overrides the RATE knob.
 - It does this by measuring the time between presses.
 - Adjusting the RATE knob after use of TAP TEMPO footswitch, will then transfer control back to the RATE knob.
- Used in conjunction with the RATE and TAP TEMPO controls, the **MULTIPLIER** knob adjusts the speed multiplier, ranging from 0.5x to 4x of the chosen speed.
 - Note that the RATE and TAP TEMPO define the base speed (1x).

DEPTH

- The **DEPTH** knob regulates the amplitude of the frequency sweep.
 - **Lower settings:** Produce a gentle and subtle phasing effect.
 - **Higher settings:** Yield a rich and profound phasing experience.

WARP

- The **WARP** knob modifies the duty cycle of the chosen WAVEFORM.
 - At the midpoint (12 o'clock), the waveform remains unaltered.
 - Adjusting the knob in either direction will produce varying effects based on the selected WAVEFORM.
 - This feature allows for broad experimentation. We recommend starting with the knob at the 12 o'clock position and tweaking to discover unique phase tones.

EXP

- The **EXP** input is compatible with any standard tip/ring/sleeve Expression Pedal.
- When an Expression Pedal is connected, it will override the RATE knob's function.
- **Caution:** Avoid connecting a regular guitar cable to this input. Doing so might damage the pedal.

















RESONANCE

- The **RESONance** knob controls the feedback level
 - **Minimum Setting:** Produces the fundamental tones of classic phase shifting, offering a subtle and authentic sound.
 - **Increased Control:** As you turn the knob higher, the intensity of the effect amplifies, allowing for more dramatic and pronounced phasing.

CONTROLS

WAVEFORMS

- The **WAVEFORMS** knob offers a selection of sixteen distinct modulation shapes.
 - **Inner Ring (STD - Standard):** Features eight traditional modulation shapes.
 - **Outer Ring (ALT - Alternate):** Presents eight unique alternate modulation shapes.
- Use the **WAVE SET** switch to toggle between the STD and ALT shape groups.
- For a classic phase shifter effect, begin with either the Sine or Triangle wave setting from the diagram provided.

STANDARD								
ALT								

BLEND

- The **BLEND** knob lets you balance the "dry" (original) and "wet" (effected) signal outputs.
 - **Minimum setting:** Produces 100% dry signal.
 - **Maximum setting:** Delivers 100% wet signal.
- For an iconic phase shifter effect, position the knob at 12 o'clock. This 50/50 mix offers the classic phasing experience.

LEVEL

- The **LEVEL** knob determines the overall output volume of the pedal.
- With its broad output range, you can tailor the volume to perfectly fit your equipment setup.

PRESETS



Classic Phaser

- Achieve the iconic Phase Shifter effect with one of these settings.
 - **2 Stage:** Select for a vintage phase shifter experience.
 - **4 or 8 Stages:** Choose for a bolder, modern phasing effect.
- Adjust your modulation speed using the RATE knob or set it directly with the TAP TEMPO footswitch.



Rhythmic Square

- This preset delivers a distinctive square wave phasing effect, evoking the feel of classic Sample/Hold filter styles.
- **Intensity:** Modify the effect's intensity using the RESonance control.
- **Subtlety:** For a milder phasing effect, switch to the 4 Stage setting

PRESETS



Rhythmic Pulse

- This preset employs an asymmetrical waveform from the ALT WAVE SET, resulting in captivating modulation.
- It showcases the Microdose's versatility in offering a range of intriguing phase textures that harmoniously align with rhythmic patterns.



Randomizer

- This preset delivers a profound phasing effect, amplified by the 8 stage mode and elevated RESonance setting.
- **Texture:** The Random WAVEFORM setting produces non-rhythmic and experimental soundscapes.
- **Intensity:** Adjust the effect's depth using the RESonance control.
- **Subtlety:** For a softer phasing effect, opt for the 4 Stage

SPECIFICATIONS

Powering Your All-Pedal Microdose™

- **Battery:** The Microdose™ does not support battery power.
- **Clean Power:** Ensure you use a clean power source. If you detect a background hum, it's likely (99.9% chance) due to the power supply.
- **Verified Power Supplies:** The following power supplies have been tested and verified with the Microdose™:
 - Visual Sound OneSpot
 - Voodoo Labs Pedal Power 2
 - Dunlop DC Brick

EXPRESSION Pedal Input

Compatibility: This input is exclusively designed for TRS (stereo) plugs.

Warning: Using a mono plug can risk damaging the unit. Always use expression pedals equipped with standard TRS plugs.

WARRANTY

MADE IN USA

From Start to Stamp!

All-Pedal® is crafted with Pride in Paducah, KY, USA. We're dedicated to the relentless pursuit of the ultimate tone. Every pedal is hand-built, harnessing the latest cutting-edge technology.

Our commitment to excellence is unwavering. That's why, upon registration, we upgrade you to a **LIFETIME WARRANTY**. Thank you for your trust and support. We're excited to be part of your musical journey and can't wait to see you rock with your new pedal!



TAG US!

#ALL-PEDAL
#FROMSTARTTOSTOMP



LIFETIME WARRANTY

REGISTER YOUR PRODUCT

Please register your All-Pedal product by going to the link below or scan the QR Code.

Warranty registration converts your 3 year warranty into a LIFETIME warranty.

SCAN ME!



ALLPEDAL.COM/WARRANTY

**all
pedal**®

**FROM
START
TO
STOMP**



**all
pedal**®



WWW.ALLPEDAL.COM

