

shoe size chart

STEP 1: Take your measurements to the nearest mm and enter them in the box provided.

Your measurements:
Left: _____ mm
Right: _____ mm



ICANMAKESHOES.com





*print this document at 100%

1 Inch
1 cm
SCALE CHECK
Measure a line to check the pattern has printed to scale

↓ place against wall ↓

what's my size?

STEP 2: Take your longest foot measurement (either left OR right) and use it in the measurement calculators below.

 Women's High	$\frac{\text{mm}}{\text{(Your foot measurement)}} + 10\text{mm} = \frac{\text{mm}}{\text{(Your final calculation)}}$	 Women's Mid	$\frac{\text{mm}}{\text{(Your foot measurement)}} + 9\text{mm} = \frac{\text{mm}}{\text{(Your final calculation)}}$
 Women's Flat	$\frac{\text{mm}}{\text{(Your foot measurement)}} + 6\text{mm} = \frac{\text{mm}}{\text{(Your final calculation)}}$	 Men's	$\frac{\text{mm}}{\text{(Your foot measurement)}} + 15\text{mm} = \frac{\text{mm}}{\text{(Your final calculation)}}$

STEP 3: In the chart below, find the closest measurement to your final calculation to choose the best size for you.

If you find yourself between sizes, we always recommend you drop down a size.

SHOE SIZE		Womens flat	Womens mid	Womens high	Mens
UK	EU				
1	34	220mm	223mm	226mm	
2	35	228mm	232mm	234mm	
3	36	234mm	239mm	240mm	
4	37	241mm	245mm	246mm	
5	38	248mm	252mm	253mm	
6	39	254mm	259mm	260mm	
7	40	261mm	267mm	267mm	
8	41	267mm	273mm	274mm	
9	42	274mm	280mm	281mm	
10	43	280mm	287mm	287mm	
11	44	286mm	293mm	293mm	
6	40				272mm
7	41				279mm
8	42				285mm
9	43				292mm
10	44				298mm
11	45				304mm

Once you've decided on the best size, you can purchase your shoemaking lasts at icanmakeshoes.com/shop

Still not sure which size to get? Contact us at info@icanmakeshoes.com and we'd be happy to help.