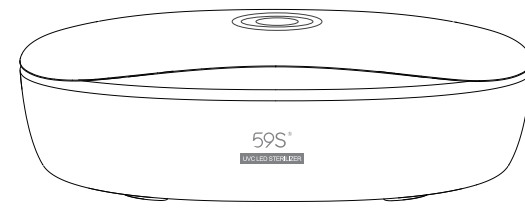




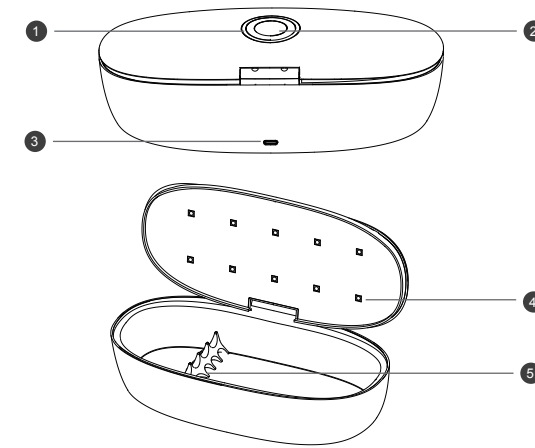
INUI® UVC LED STERILISING BOX



S1
User Manual

INTRODUCTION

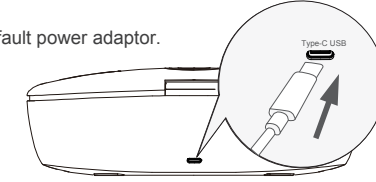
This is a fast sterilizing storage box powered by UV LED technology. One-click to achieve 99.9% sterilization rate within just 180 Seconds.



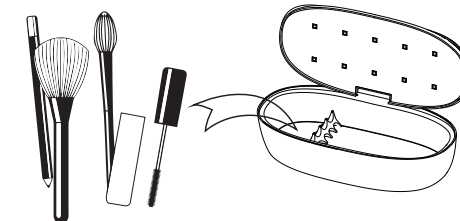
- 1 Indicator
- 2 Sterilising Button
- 3 Power Supply Interface
- 4 UVC LEDs
- Tool Holder

HOW TO USE

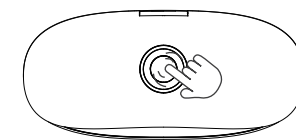
1. Plug in the default power adaptor.



2. Put into items that are to be sterilised.
(Please keep all items tiled without overlapping.)



3. Click Sterilising button to start sterilisation automatically (Long press Sterilising button for 3-sec to set it ON/OFF).



4. When sterilisation completes, the indicator keeps solid white.

APPLICATION

Sterilization for any of surfaces, such as shaver, nail scissors, glasses, cosmetic tools, etc.

SAFETY PROTECTION

Built-in particular safety switch, the UV LED light will be shut off once the sterilising box is opened.

STERILISATION PRINCIPLE

UVC LED light kills bacteria by destroying DNA or RNA, to stop them from reproducing and generating.

UVC LED DEODORIZATION

UVC waves can deodorize by decomposing the molecular structure of odour.

INTRODUCTION OF BACTERICIDAL FACTORS AND MICROORGANISM CATEGORIES

The main bactericidal factor and its intensity: UVC light, the average irradiance at a vertical distance of 0 cm and 3.5cm below the top UVC LED is respectively 2360μW/cm² and 188μW/cm², killing microorganisms: Escherichia coli, Staphylococcus aureus.

INDICATOR STATEMENT

SN	Working Status	Indicator
★	Start up	Full Bright after Flickering Once
★	Stand By/Sterilising Over	Solid On
★	Sterilising	Flickering

SOUND PROMPTS

ContinuousBeep*	Start sterilising
Solid White Light with No Sound	Sterilising over

TECHNICAL PARAMETERS

1. Product Name: S1 UVC LED STERILIZING BOX
2. Model: INUI S1-MAXI BOX
3. Input: 10V≐700mA(Default power adaptor)
4. LED Beads: 10 pieces
5. Dimension: 235x108x75.5mm
6. Net Weight: 375g
7. Wavelength: 260-280nm
8. Power Supply Interface : Type-C USB
9. LED Lifespan : 10000 hours
10. TEMPERATURE : Working Temperature: 0~40°C
Storage Temperature: -20~55°C

PACKING LIST

- 1 Sterilising Box *1
- 2 Tool Holder *1
- 3 Power Adaptor (Type-C USB Cable) *1
- 4 User Manual *1
- 5 Sterilisation Testimonial *1

TIPS

1. The machine is built-in with gravity sensory module, any noise generated during shaking or transportation attributes normal.
2. The machine is integrated with power-saving function, it will shut down automatically after standby for 15 hours.
3. Use the default adaptor for power supply, otherwise the product will get damaged.
4. Keep operation away from strong magnetic field objects.
5. Study the manual carefully and thoroughly, keep it safe.
6. Remove the mould smell of cosmetic tools, it will be more obvious when you sterilise for few times more according to the concentration of the odour.

* In order to improve performance, there may be changes in product features without prior written notice, please refer to actual contents in the package. If changes are made we will update our user manual on the website.

- NO TRAMPLING
- DO NOT EXPOSE TO EYES & SKIN
- CHILDREN PROHIBITED
- NO WASHING & SOAKING

We recommend that items placed in the box are rotated to ensure all areas are sanitised with the UVC and a second 3-Min cycle is used to ensure all surfaces are receiving a UVC application.

NOTE: Anything that is not directly exposed to the UVC will NOT be Sanitised

NAME AND CONCENTRATION OF HARMFUL SUBSTANCE OR ELEMENTS

Part Names	Harmful substance or elements						
	Pb	Hg	Cd	Cr(VI)	PBDE	PBB	EFUP
Shell	o	o	o	o	o	o	10
PCBA	x	o	o	o	o	o	10
USB Cable	o	o	o	o	o	o	10

O: It means that the concentration of the toxic and harmful substance in all homogeneous materials of the component is compliance with the limitation stipulated in GB/26572-2011.

X: The concentration of the toxic and hazardous substances in certain homogeneous material of the component exceeds the limitation specified in GB/26572-2011.

Note: Components marked "X" stands for no alternative technologies or components available at this stage.

The EFUP refers to the safety lifespan of using the product without hazardous material leakage under the conditions specified in the manual.

For the product : 10 years EFUP under normal use conditions

WARRANTY

Warranty Details

Thank you for purchasing our product. In order to offer you good experience and protect your rights, we provide after-sales service in accordance with regulations & requirements by MII and ADSIQ.

The following circumstances are not covered by warranty:

- Warranty expires.
- Malfunction or damage resulted from failure to use, maintain or keep the machine as instructed by the User Manual.
- Disassemble the machine by customers without permission.
- Malfunction or damage caused by human errors (such as misuse, collision or wrong voltage input).

Product Model: _____ Date of purchase: _____

Dealer: _____ User name: _____

Phone number: _____

User address: _____

- ▲ This voucher serves as an important evidence to resort for after-sales service and shall be kept properly.



Importer: INUI Ltd.
Address: Unit 4 Beaumont Court, Prince William Road, Loughborough Leicestershire, England LE11 5DA
Commissioned Manufacturer: Call For Details
Factory Address: Call For Details
Hygienic License: YWXZZ(2018)-02-No.9142
Service Tel: +44 01509 266355
Executive Standard: Q/YCHC 002
<https://www.inui.co.uk>