



# INUI-LEDPAN3060 Specification

Product Picture

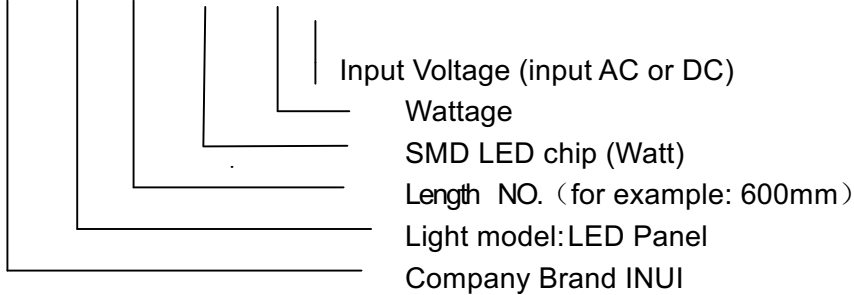




## Main Parameters

### Model No.:

INUI- LED-3060-2835-32-AC



### Features:

1. Product Name: LED Panel 3060
2. Adopt Super Brightness Lumenmax SMD 2835 Multi-Chip LED Lighting Source, encapsulation by ourselves, Long lifespan, Energy saving, Environment friendly, High efficiency, No strobe, No ghosting, No UV, IR.
3. INUI series LED Panel Light integrate LED lighting source into the edge trim of the frame, the advantages are no extra cover required, the volume is small and the weight of the body is light. Which makes the LED light very easy to handle
4. The Lighting source of the LED Panel Light is using super bright Lumenmax SMD 2835 LED chip, It's single LED chip will give up to 120 lm/W, Using high efficiency light guide plate which can solve the problems such as light loss and colour shading. It can assure the uniformity of flux and colour.
5. Using high efficiency thermal conductivity silicon, it's assured the heat sink of the light, the temperature of the junction will not exceed 65°C, which is effective for controlling the light degradation, the lifespan for the LED light is over 50000 hours.
6. The range for the input voltage is wide. Which make the LED Panel Light a universal product. Unique protection circuit and exact constant current system assure the abilities such as anti-interference and stability of the light.
7. Our LED Drivers are approved CE CB EMC GS TUV UL and have full certification.

### Application:

LED Panel Light is available for Wet room areas, Outdoor areas, Office Lighting, corridors, Schools, Shops.



## Parameters:

- Input Voltage: AC100-277V 47-63Hz UL driver
- LED QTY: 1\*XXpcs Lumenmax SMD 2835 (Depending on wattage)
- Total Power: 18, 24 or 36  $\pm$ 2W
- Diver Efficiency: >95%
- Power Factor(PF): >0.90
- LED Efficiency: >120 lm/w
- Initial LED Lumen: >123lm/W lm
- Lamp Lumen: >140lm/W lm
- LED COB Work Voltage: 30-34V
- Related colour temperature(CCT):  
Cool White:6000-7000K, Pure White: 4500 – 5500K, Warm White: 3000 – 4000K/2700-2900K
- Colour Rendering Index (CRI): CW/PW/WW: Ra $\geq$ 83
- Uniformity of luminance: 0.7
- Distribution of the light: LED+ Optical Reflector
- The curve of light distribution: oval
- Working Temperature: -40 °C ~ 50 °C
- Working Humidity: -10 ~ 90%RH
- Storage Temperature: -25 °C ~65 °C
- Material for light : Aluminium
- Case Colour Available: Brushed Silver, White
- Lifespan for LED lighting source: > 50,000 hours **5 years warranty**
- IP Rating: IP44
- Net weight: 2.4Kgs
- Gross Weight: 3.5Kgs

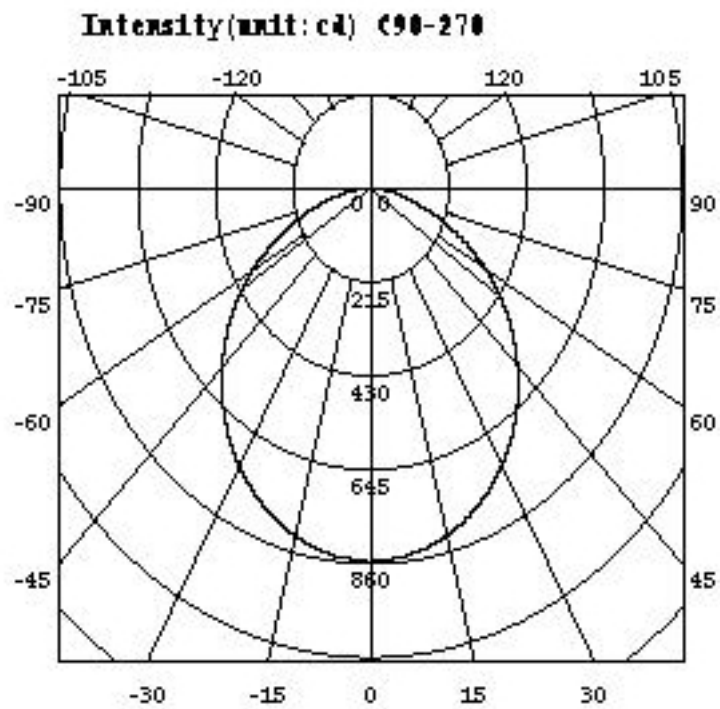




## Product Size

300mm x 600mm x 11mm

## Lighting Distribution Curve






# Installation Instructions

1. When opening the package, please check the product over, accessory, label, and certificate of quality. Please assure that the light is damage free.
2. The wires of LED Panel Light is three-core, the standard size of the wire is 3\*1.5mm<sup>2</sup> and the outer diameter isΦ10~12mm, brown wire is live line, blue wire is neutral line, yellow& green is earth line.
3. LED Panel Light will work when the voltage up to rated voltage, so please be sure the voltage is within the required range, or it will damage the light, which can't be repaired.

4. The way of connect wire: |



## Attention



1. In order to make sure the light can work safety and stability, the earth wire must be connected to earth unless the driver is a double insulated type with no earth connection.
2. When connecting the wires please turn off the power, and check whether the wires are connected correctly. Never connect the wires in opposite way.
3. Please make sure the trip bolt has been tightened, to prevent the street light from falling off the post.

## More Details Please Contact With Us

### Guarantee for the quality and sales service:

INUI series LED Panel Light is a new style green energy saving led lighting; we offer a 5-year warranty as an optional extra.

Any question, please feel free to contact with our sales service department, we will ask our professional engineer to help you solve your question.

### INUI will not offer any guarantee in the following situation:

- ◆ The damage due to incorrect installation and operation or using the light not in the regulated working ambient.
- ◆ The damage due to abusing or misusing, without well protection or happens in transition.
- ◆ The damage due to customers opening the lamp without pre-authorisation.
- ◆ The Damage due to personal or nature disaster and other things can't be predicted.



- ◆ The replacement on non issued parts such as LED Chips or drivers
- ◆ Any modification to the Panel light without first consulting INUI for confirmation that such modification will compromise the 3 & 5-year warranty.