



Make a change with every change



www.littlelovebum.com

Snap & Wrap

Newborn nappy cover

2.5-
8kgs



- **Slim fitting** - no added bulk under clothes.
- **Secure fit** - with a double popper closure.
- **Comfy and snug** - made with soft and stretchy PUL.
- **Leak protection** - double gusset for better containment.
- **Adaptable** - use with insert/trifold or over fitteds and flats.
- **Economical** - use up to 3x before washing.



ECONOMICAL



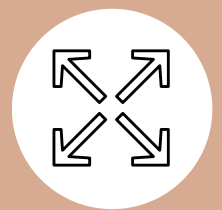
MADE FOR
NEWBORNS



SUPER DUPER
SOFT



VERSATILE



SIZE
ADJUSTABLE

Snap & Wrap Max

Nappy cover


5-
18kgs



- **Slim fitting** - no added bulk under clothes.
- **Secure fit** - with a double popper closure.
- **Comfy and snug** - made with soft and stretchy PUL.
- **Leak protection** - double gusset for better containment.
- **Adaptable** - use with insert/trifold or over fitteds and flats.
- **Economical** - use up to 3x before washing.



ECONOMICAL



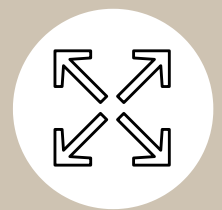
**STRETCHY
PUL**



**SUPER DUPER
SOFT**



VERSATILE



**SIZE
ADJUSTABLE**

Newbie Natural

Organic newborn nappy

2.5-
8kgs

- **Organic** - made with GOTS certified organic cotton for a buttery soft and quick to absorb nappy.
- **Comfy and snug** - made with soft and stretchy PUL.
- **Slim fitting** - no added bulk under clothes.
- **Leak protection** - double gusset for better containment.

Softening tip: On occasion, place the nappy in the dryer on a low setting to soften them up.

These nappies need at least 6 washes until they reach an ideal absorbency.



ORGANIC
COTTON




MADE FOR
NEWBORNS



SUPER DUPER
SOFT



ALL-IN-ONE



SIZE
ADJUSTABLE

Quickdry V2


One-size nappy

4-
16kgs

- **Slim fitting** - no added bulk under clothes
- **Quick and easy prep** - all-in-one so no folding or stuffing necessary.
- **Fast turn around** - ideal for a limited dry space or smaller nappy stash as it dries quickly on a clothes line.
- **Great for childcare** - fit as you would a disposable nappy. No need to tuck the leg elastics in the knicker-line.
- **Secure fit** - with a double popper closure.
- **Non drooping** - secured with hip poppers.
- **Adaptable** - can be boosted for extra absorbency for heavier wetters.
- **Comfy and snug** - Made with soft and stretchy PUL.



QUICK
DRYING




STRETCHY
PUL



SUPER DUPER
SOFT

AIO

ALL-IN-ONE



SIZE
ADJUSTABLE

Everyday V2

One-size nappy

4-
16kgs


- **Slim fitting** - no added bulk under clothes
- **Fast and efficient absorbency** - AWJ lined to keep your baby comfortable and dry, below are layers of bamboo which quickly absorbs liquids down to the hemp layers beneath.
- **Quick and easy prep** - all-in-one so no folding or stuffing necessary.
- **Great for childcare** - fit as you would a disposable nappy. No need to tuck the leg elastics in the knicker-line.
- **Secure fit** - with a double popper closure.
- **Non drooping** - secured with hip poppers.
- **Comfy and snug** - made with soft and stretchy PUL.
- **Leak protection** - internal gusset for better containment.

Drying tip: Turn the nappy inside out between the two absorbent layers to quicken the drying time.

These nappies need at least 6 washes until they reach an ideal absorbency.



**SUPER
ABSORBENT**




**STRETCHY
PUL**



**SUPER DUPER
SOFT**



ALL-IN-ONE



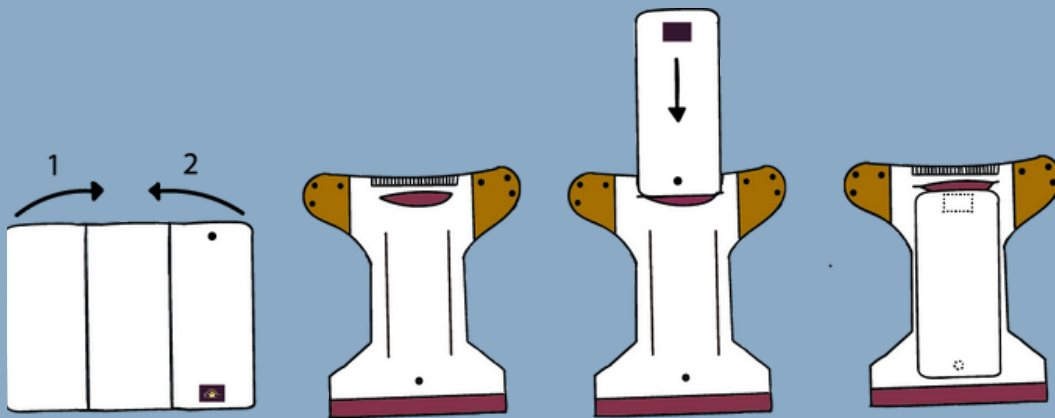
**SIZE
ADJUSTABLE**

Popper & Pocket V3

All-in-two/pocket nappy

4-
16kgs

- **Stretchy tabs** - helps to get a great fit.
- **Secure fit** - with a double popper closure.
- **Comfy and snug** - made with soft and stretchy PUL.
- **Leak protection** - double gusset for better containment.
- **Adaptable** - use as pocket or all-in-two nappy.
- **AWJ lined** - to keep baby cool and dry.




Using as All-in-two or Pocket nappy:

1. Fold the trifold so the AWJ liner is on top and the logo is at the back.
2. Open the nappy to find the pocket and the popper.
3. Pocket nappy: Stuff the insert inside the pocket.
4. All-in-two nappy: Pop the insert to the nappy using the popper



**STRETCHY
TABS**



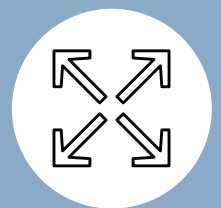
**STRETCHY
PUL**



**SUPER DUPER
SOFT**



VERSATILE



**SIZE
ADJUSTABLE**

Mighty Max

Size 3 nappy



- **Slim fitting** - no added bulk under clothes
- **Fast and efficient absorbency** - AWJ lined to keep your baby comfortable and dry, below this are layers of microfibre which quickly absorbs liquids down to the thirsty layers below.
- **Quick and easy prep** - all-in-one so no folding or stuffing necessary.
- **Secure fit** - with a double popper closure.
- **Non drooping** - secured with hip poppers.
- **Comfy and snug** - made with soft and stretchy PUL.

Fit tip: Fit as you would a disposable nappy. No need to tuck the leg elastics in the knicker-line.

Drying tip: Turn the nappy inside out between the two absorbent layers to quicken the drying time.

These nappies need at least 6 washes until they reach an ideal absorbency.



**SUPER
ABSORBENT**



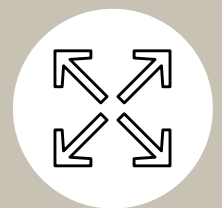
**MADE FOR
BIGGER BABIES**



**SUPER DUPER
SOFT**

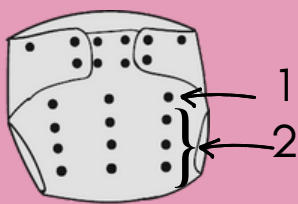


ALL-IN-ONE

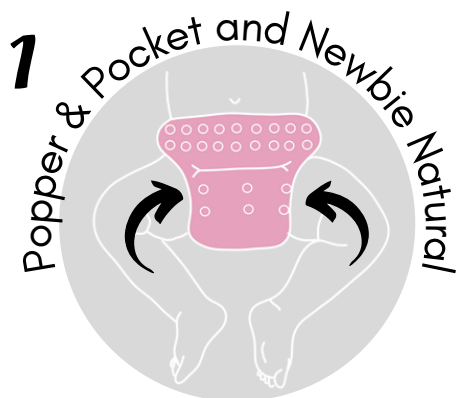


**SIZE
ADJUSTABLE**

Fit Guide



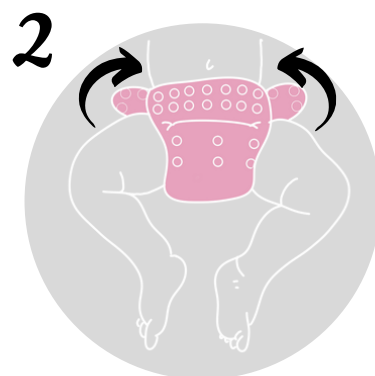
Shorten the nappy with the rise snaps. Connect row 1 with a row in 2.



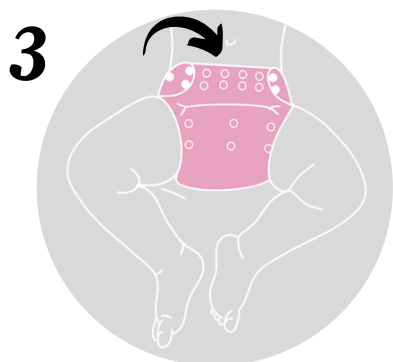
Pull the nappy up and over the thighs squeezing gently so elastics sit in knicker-line.



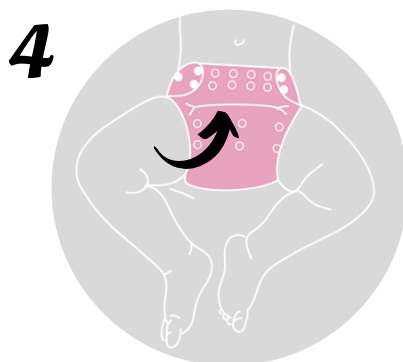
Pull the nappy up and over the thighs so the leg elastics sit on the legs.



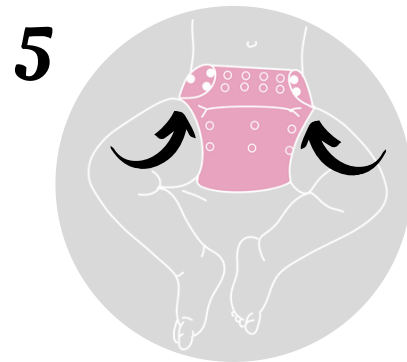
Pull the tabs up and over the hips then pop on the hip popper and then the waist poppers.



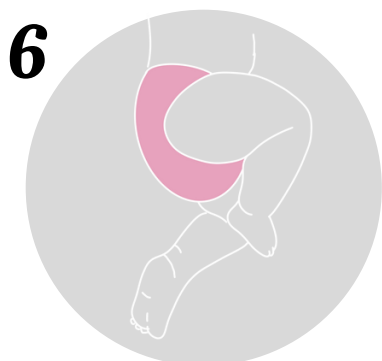
Keep a small gap around the waist so it is not too tight.



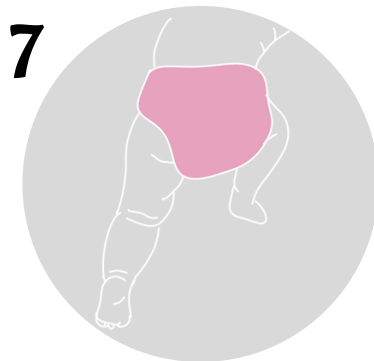
Tuck any excess fabric on the rise upwards and under the popped row of the rise.



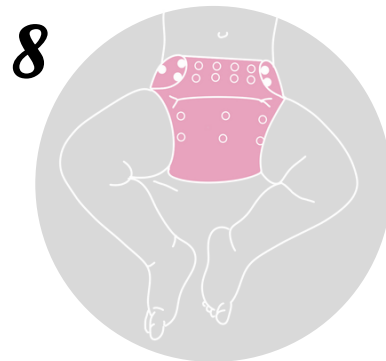
Tuck the excess fabric up the sides.



Check there are no gaps at the legs.



Check the back elastic is sitting above baby's bottom.



A perfectly fitted nappy!

Wash Guide



Wash Guide

1. PREPARING NEW ITEMS

All items are to be washed prior to use. Note that items made of hemp or bamboo need 6 washes or more before they reach maximum absorbency.

Wash darks separately for the first few washes.

2. PREPARING TO WASH

Toss any solids down the toilet. Heavily soiled items may benefit from a quick rinse. Store soiled nappies in a dry pail or a waterproof bag for up to a maximum of 3 days.

3. PRE-WASH

Use half the recommended dosage of detergent in a short wash.

4. MAIN CYCLE

Wash nappies in a 40°- 60° wash using the manufacturer's recommended dose of washing powder for your load size. Use a cotton or heavy-duty cycle.

5. DRYING

Line dry making sure any exposed PUL is out of direct sunlight.

WASH TIPS

Do not use washing liquid or fabric softener with your nappies, as these products can reduce absorbency. Make sure you don't overdose, as this can lead to a build-up of powder. Ensure machine is loosely loaded for ideal agitation which is roughly 2/3rds when wet. Your nappies will need washing separately from other household items and clothes. Use a reusable/disposable liner if using nappy creams.

PROTECTING YOUR WARRANTY

Do not soak your nappies as this destroys the waterproof lining. Avoid detergents containing chlorine bleach, citrus, phosphates or fabric softeners. Long term use of higher temperatures will decrease the lifespan of your nappies. Damage will occur if drying exposed PUL in the dryer, on the line in direct sunlight or on a radiator.

Cloth Nappy Terminology

All-In-One (AIO): The absorbent part and water-resistant part are all sewn together and do not come apart. The easiest of cloth nappies to use and it's ready to go when dry; no prepping, folding or stuffing needed.

All-In-Two (AI2): A two-piece system; one being your water-resistant cover, the other an insert you add for absorbency.

Cover/Wrap: The water-resistant part that goes over the absorbent part.

Insert/Booster: An absorbent insert that is either laid in, popped on or stuffed in your nappy.

Liner: An optional extra that is put between baby's skin and the nappy and catches any solids. These can be disposable or reusable (and washed with the nappies) but is not absorbent. Common types are Fleece reusables or Bamboo disposables.

One-Size (OS) or Birth-to-Potty (BTP): These are size adjustable nappies that fit from birth through potty training. These are a popular choice as they are economical since you will not need to purchase new sizes as your child grows. They are unfortunately a poor fit on smaller babies.

Pocket Nappy: A two-piece system; one being your water-resistant pocket, the other an insert you stuff into the pocket for absorbency. Pockets can be stuffed with different inserts to suit your little ones needs.

Trifold: A piece of absorbent fabric that requires folding before use, a cover is needed over the top. It can often snap into the nappy and sometimes has a stay-dry liner.

For further information please visit www.littlelovebum.com

