

MODULAR TERRACE

ALL TYPE

©2022 VikingDome

WORLDWIDE DELIVERY

Modular TERRACE



Quick-install wooden modular terraces are fully equipped for speedy installation. The 10-20 m² terrace can be fully assembled by two people in less than an hour. Only a spirit level is required to install the modular terrace. After complete installation, the terrace becomes very strong and immovable, due to the panels interlocking with each other with the help of a U-profile.

The terrace set includes height-adjustable pedestals, with adjustment height of 0-45 mm. Installation on the ground requires a prepared base, levelled and compacted area. No additional preparation is required for installation on existing surfaces (paving, asphalt, concrete, smooth grass, etc.). When installing in highly winded areas, it is recommended to attach the terrace to the ground / foundation. The terrace modules are firmly connected to each other with U-shaped fastenings, so the terrace is strong, solid and immovable. The terrace can withstand loads of up to 300 kg / m².

The terrace can be used for events with large numbers of people or heavy furniture or equipment. Please note that if you are planning heavy-duty events, you need to install the foundation properly. Round standard modular terrace diameters range from 2.5 to 12 meters. Floor area can be up to 113 m². The terraces are transported and stored on the euro pallet. 1 euro pallet, is around 10 m².



Modular TERRACE



BOARD materials:

- BALAU – exotic hardwood terrace board
- OAK – hardwood terrace board
- ASH – hardwood terrace board
- PINE – pine wood terrace board
- PLYWOOD – 18mm laminated non-slip plywood, water-resistant. Colors: brown, gray, black
- OSB – 18mm OSB panel
- OSB INSULATED – two-layer 18mm OSB panel. Space 100 mm between OSB layers filled with rock wool or wood wool insulation

BOARD fixing type:

- LUX – hidden screw
- BASIC – screw from top, visible heads

FRAME system:

- ALU – aluminum welded hexagonal frame
- WF – solid wood hexagonal frame, impregnated pinewood



Modular TERRACE BOARD materials



BALAU



OAK




ASH



LARCH




PINE



PLYWOOD



OSB



OSB Insulated

Modular TERRACE


Frame system and Fixing



Frame System:

ALU – Aluminium welded hexagonal frame

WF – Wooden Frame. Deep impregnation is used for the terrace.




ALU




WF

Boarding Fixing type:

- LUX – hidden screw
- BASIC – screw from top, visible heads




LUX



BASIC

PINE WOOD Modular TERRACE

Pinewood terrace is durable, waterproof and can be used outdoors without additional coatings or waterproofing. Due to the sun's UV rays, the wood fades and darkens, but the aesthetic appearance remains natural, neat and beautiful. Deep impregnation is used for the terrace.



LARCH WOOD Modular TERRACE

Siberian larch is a tree with exceptionally rare properties. Hardwood. This wood is one of the most weather-resistant timber species, at least twice compared to spruce or pine. Over time, larch gains strength and durability, increasing its resistance to rot.



Modular TERRACE Assembling

Aura Dome™ Modular Terrace is assembled from multiple pieces for easy transportation and adds an aesthetic and luxurious design to your dome.

WORLDWIDE DELIVERY





Modular TERRACE set Include:

- Shields and other shapes with selected boards or panels
- U-shaped three-way joints made of galvanized steel
- V-shaped joints made of galvanized steel
- Screw set for V-shaped joint fixing
- Plastic height-adjustable pedestals
- Terrace drawings and installation instructions



Modular Terrace in ACTION



Modular Terrace in ACTION





**VIKING
DOME**

VikingDome – engineering and construction company behind development and manufacturing of the Modular Terrace.



Worldwide delivery

Contact us:

www.vikingdome.com

sales@vikingdome.com