




# libra

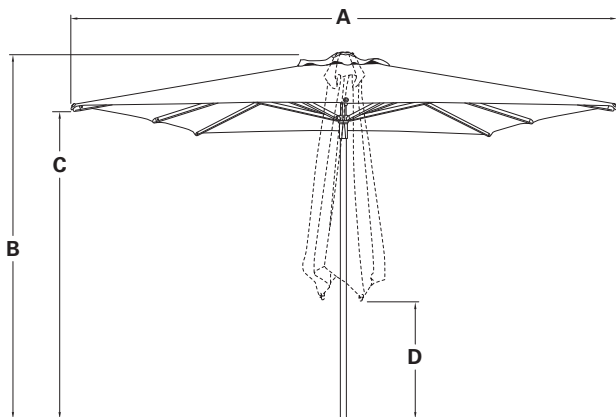
The Libra style features our counterweight – open and close system. Ease of use and simplicity of design.



## Features:

- Counterweight open & close system
- Durable high performance hub and fittings
- External mast stem for mount kit option (*included*)
- Includes protective cover

# libra



**Mast Type:** 1.57" Round - Centerpost

**Wall Thickness:** .051" Arms  
.079" Mast

**Applications:** Commercial and Residential

**Finish:** Silver Shadow

Item No.	A Total Width	B Total Height	C Height to Arm	D Canopy Clearance Closed
LIBRA-20S	6' 6"	7' 8"	6' 5"	3' 1"
LIBRA-25S	8' 2"	8'	6' 5"	2' 2"
LIBRA-25	7' 6"	7' 8"	6' 8"	3' 7"

Item No.	Size		Canopy Shape	Coverage	Ribs	MSRP Price Group 1 <i>Sunbrella® Awning Grade</i>	MSRP Price Group 2 <i>O'bravia™ Awning Grade Sunbrella® Furniture Grade Outdura® Furniture Grade</i>	Min. Base Weight*
	meters	feet						
LIBRA-20S	2.0m	6' 6"	Square	43 sq. ft.	4	\$835	\$650	100 lbs.
LIBRA-25S	2.5m	8' 2"	Square	67 sq. ft.	8	\$1,025	\$840	100 lbs.
LIBRA-25	2.5m	8' 2"	Octagon	52 sq. ft.	8	\$1,010	\$815	100 lbs.

\* NOTE: Recommended minimum weight requirements for free-standing applications.

Striped fabrics must be ordered in pairs, due to cutting requirements.



# mount options

All Shademaker styles are designed to be mounted. Our Mount Kits (concrete and in-ground applications) are the recommended or preferred method to properly secure your umbrella.

## mount kits for astral-tc, orion, polaris and sirius styles



Item No.	Description	Plate Dia.	Thickness	Weight	Cube	MSRP
<b>MKC17</b>	concrete mount kit	8.5"	.63"	10 lbs.	.05	<b>\$105</b>
		CASE PACK	CASE WEIGHT	CASE CUBE		
		5	51 lbs.	.26		



Item No.	Description	Plate Dia.	Thickness	Weight	Cube	MSRP
<b>MKG17</b>	in-ground mount kit	6.3"	.38"	12 lbs.	.71	<b>\$150</b>
		Stem Dia: 2.38" Depth: 19.53"		CASE PACK	CASE WEIGHT	CASE CUBE
				2	23 lbs.	1.4

## mount kits for libra styles



Item No.	Description	Plate Dia.	Thickness	Weight	Cube	MSRP
<b>MKC21</b>	concrete mount kit	8.46"	.47"	8 lbs.	.05	<b>\$90</b>
		CASE PACK	CASE WEIGHT	CASE CUBE		
		10	83 lbs.	.52		



Item No.	Description	Plate Dia.	Thickness	Weight	Cube	MSRP
<b>MKG21</b>	in-ground mount kit	8.39"	.39"	14 lbs.	1.03	<b>\$135</b>
		Stem Dia: 2.38" Depth: 19.6"		CASE PACK	CASE WEIGHT	CASE CUBE
				4	59 lbs.	5.01

## mount kits for galaxy styles



Item No.	Description	Plate Dia.	Thickness	Weight	Cube	MSRP
<b>GMKC21</b>	concrete mount kit	15.125"	.64"	34 lbs.	.22	<b>\$265</b>



Item No.	Description	Plate Dia.	Thickness	Weight	Cube	MSRP
<b>GMKG21</b>	in-ground mount kit	15.75"	.63"	55 lbs.	1.15	<b>\$385</b>
		Stem Dia: 2.7" Depth: 18.75"				

# steel base frame & weights

Shademaker steel bases may be purchased individually or in multiple sizes and stacked to meet base weight requirements.

## steel base weights for libra, orion and sirius styles

NOTE: SM PLATE (Adapter Plate) REQUIRED



(square)

Item No.	Weight	Size	Thickness	MSRP
<b>SB50SQ</b>	50 lbs.	17"	.675"	<b>\$190</b>
<b>SB100SQ</b>	100 lbs.	24"	.675"	<b>\$320</b>
<b>SB125SQ</b>	125 lbs.	27"	.675"	<b>\$410</b>



(round)

Item No.	Weight	Dia.	Thickness	MSRP
<b>SB50R</b>	50 lbs.	19"	.675"	<b>\$235</b>
<b>SB100R</b>	100 lbs.	27"	.675"	<b>\$380</b>
<b>SB125R</b>	125 lbs.	30"	.675"	<b>\$475</b>

## galvanized steel base weights for astral-tc, orion, polaris and sirius styles

NOTE: SM PLATE (Adapter Plate) REQUIRED



MADE  
IN THE USA

Item No.	Weight	Size	Thickness	MSRP
<b>GB200SQ</b>	200 lbs.	36"	.5"	<b>\$2,300</b>

## steel base weight combinations (stacked)

Steel base weights must begin with a 125 lb. weight (SB125SQ or SB125R).



**300 lbs.:** (2) SB125SQ + (1) SB50SQ (shown)

**NOTE:** When stacking steel base weights, the **SB50R** and **SB50SQ** CAN ONLY BE USED AS THE TOP WEIGHT.

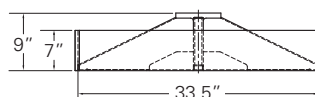

**NOTE: SM PLATE (Adapter Plate) required when using steel or galvanized steel base weights.**



**adapter plate**  
for base weights

Item No.	Weight	Dia.	Thickness	MSRP
<b>SM PLATE</b>	8 lbs.	8.5"	.5"	<b>\$40</b>

## steel base frame for astral-tc, orion, polaris and sirius styles



Accommodates 16" stone pavers/weights (sold separately).

Item No.	Weight	Cube	MSRP
<b>BC05XM</b>	72 lbs.	5.55	<b>\$475</b>

NOTE: SM PLATE (Adapter Plate) **NOT** REQUIRED



Stone pavers/weights  
not available through  
Shademaker.

# maintenance

## maintaining the shademaker frame and fittings

1. Hose mast and frame with water periodically, more often if installation is in a salty or industrial environment.
2. Inspect the installation fitting, mount bolts, rib spacers, etc. on a regular basis and tighten if necessary.
3. Lubricate the track and slider car mechanism as needed to enhance the ease of operation.  
*We recommend using DuPont™ Dry Film Lubrication Products.*

## maintaining the shademaker canopy fabric

1. Clean up spills and stains right away. Spills can be removed by using a clean absorbent cloth.
2. For general maintenance, use a soft brush to remove dust and dry soil. Wash down with clean, warm water (i.e., garden hose) every so often to avoid dirt becoming ingrained. Allow the fabric to air dry before closing the canopy.
3. If a thorough cleaning is necessary, sponge over the fabric using a mild soap solution (2% solution). Rinse well with plenty of water to remove all soap residue.
4. Never use detergents, cleaning fluids or solvents. Grease and oil stains may be removed by using turpentine or similar with an absorbent cloth.
5. Please visit the fabric websites for more details:  
[www.shademakerusa.com](http://www.shademakerusa.com) or [www.sunbrella.com](http://www.sunbrella.com)
6. Use protective canopy cover during storage or when not in use.



## general guidelines

1. Shademaker highly recommends that no umbrella, regardless of size or weight, ever be left unattended in the open position. In windy conditions, it is further recommended that umbrellas be closed, removed from their base, and stored, or laid horizontally. This will reduce the risk of damage to your umbrella, furniture, and other belongings or property. To ensure stability of your umbrella, please observe proper placement, and use sufficient weight (base). This catalog contains minimum recommendations for necessary weight; but this can vary, depending on the conditions in your particular area.
2. **NOTE: Wind damage (or any damage caused by acts of nature) is not covered under warranty.**
3. Sufficient base weight must be used to secure umbrellas at all times. Please see individual product pages for recommended minimum weight requirements for free-standing applications. Mounting your umbrella to an existing deck or patio is always the preferred method of securing your umbrella above all other methods. We recommend a licensed contractor to secure your Shademaker umbrellas.