
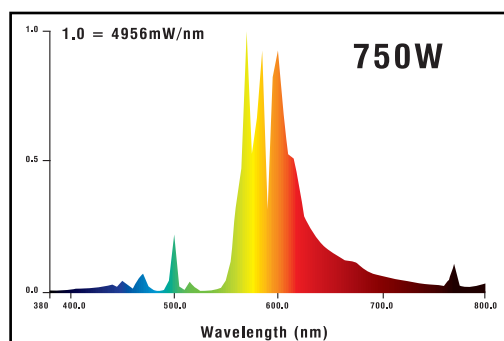
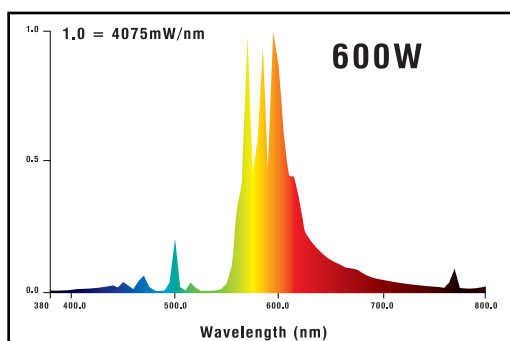


Technical Specifications:  
**HELLION 600W-750W DE-HPS Lamp**



	600W	750W
Luminous Flux	91,500 lumens	111,300 lumens
Lumen/watt	153	151
CRI	22.5 Ra8	34.5 Ra8
PPF	1225 $\mu\text{mol}$	1550 $\mu\text{mol}$
Photon Efficiency	2.05 $\mu\text{mol}/\text{J}$	2.10 $\mu\text{mol}/\text{J}$
Color Temperature	2000k	2000k
Rated Average Life	24,000 hours	24,000 hours



**INTENDED USE**

**Socket type:** SPP0710 or equally rated double-ended lamp socket  
**Socket pulse rating:** >5kva  
**Fixture rating:** Open/closed  
**Burning position:** Horizontal +/- 15°  
**Bulb designation:** T40  
**Base designation:** K12x30s

**PHYSICAL SPECIFICATIONS**

**Overall length:** 390mm (15.35")  
**Glass base to base:** 270mm (10.63")  
**Glass jacket:** 320mm (12.6")  
**Glass diameter:** 30mm (1.18")  
**Weight:** 128g (~.28lb)

**RECOMMENDING HANGING DISTANCE**

45cm - 75cm / 18" x 30" (Flowering)  
 60cm - 90cm / 24" x 36" (Veg/Mother Room)

**RECOMMENDED FOOTPRINTS**

*OPTIMAL:* 1.2m x 1.5m / 4' x 5' (Flowering)

*ALTERNATIVE:*

1.2m x 1.2m / 4' x 4' (Flowering)  
 1.2m x 1.8m / 4' x 6' (Veg/Mother Room)

**Please note:**

Footprint information applies to both 600W and 750W settings with Super Spreaders. 750W setting increases intensity but not light spread.