


PRO GROW LED - MODEL S



630 W 1720 $\mu\text{mol/s}$

SAMSUNG
LM301H

OSRAM
HYPER RED

2220 X SMD
LED DIODES

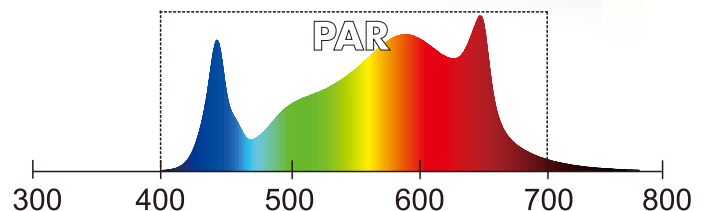
- Total PPF - 1720 $\mu\text{mol/s}$
- Efficacy - 2.73 $\mu\text{mol/J}$
- Sosen 0-10 V Driver
- CRI 91.1 - Full Spectrum Array
- Total Amps: 2.63 A @ 240 V
- 1170 mm x 1060 mm
- Adjust to 250, 380 or 500 W



SMART CONTROLLER COMPATIBLE



PAR SPECTRUM GRAPH



SAMSUNG
LM301H



4K
BALANCED
CRI:90



PRO GROW LED MODEL S / 630W - 6 BAR

PRO GROW Model S full spectrum LED array is coupled with an ultra-reliable Sosen 0-10 V Dimmable Driver with the lowest 'in-rush current' of any driver on the market. The light weight and durable die-cast aluminium housings offer cool, fanless & totally silent operation. Extended reliability is assured with IP-55 water resistant, cleanable housings. Fixtures are further dimmable via a Master Controller (sold separately). Drivers can be fixed or remote mounted a maximum of 1.8 m away via the extension cord provided. Four quality mounting rope ratchets are included for immediate installation.



OUTPUT AND EFFICACY

The PRO GROW LED 630 W (Model S) has an output of PPF 1,720 $\mu\text{mol/s}$. PRO GROW blends top bin SMD diodes from both Samsung and Osram for an outstanding efficacy of over 2.73 $\mu\text{mol/J}$. The 630 W fixture emits 4,000 K of full spectrum light with an industry leading CRI of 91.8. A high, average PPF of 1000 $\mu\text{mol/s m}^2$ is achievable across the whole plant canopy.

630 W - 6 BAR
1720 $\mu\text{mol/s}$

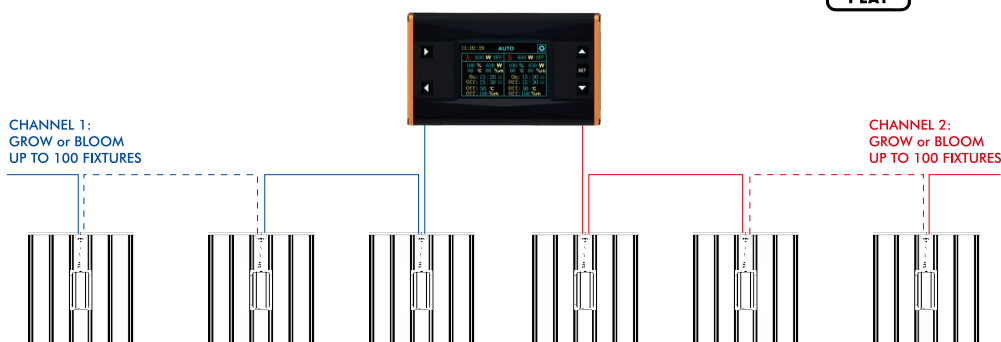
SMART CONTROLLER (sold separately)

The PRO GROW LED 630 W (Model S) is compatible with the PRO GROW Smart Controller. Equipped with a RJ14 Cable, up to 200 fixtures can be daisy chained from the one controller (100 fixtures per channel). Grow and Bloom channels can be operated simultaneously for both long and short day offset. Simply switch all fixtures to EXT mode to begin controlled operation.



Manual dimming switch. Switch to EXT when using the Smart Controller.

SMART CONTROLLER COMPATIBLE (sold separately)



FOLDABLE DESIGN

The foldable design saves on shipping and storage costs. Simply Unfold, plug and play with the Model S PRO GROW 630 W LED. Four quality rope ratchets are included for immediate installation.



SPECTRUM AND FAR RED ENHANCEMENT



The combination of red and blue diodes result in a relatively high ratio of blue light. Blue light keeps your crop compact in the vegetative stage and adds to an optimal morphogenesis and light interception by the plant. The spread of red LEDs in the array guarantees a uniformed full 4K spectrum on your crop at a short distance.



PRO GROW Far Red light bars may be added separately for Emerson Effect and/or Phytochrome signalling.

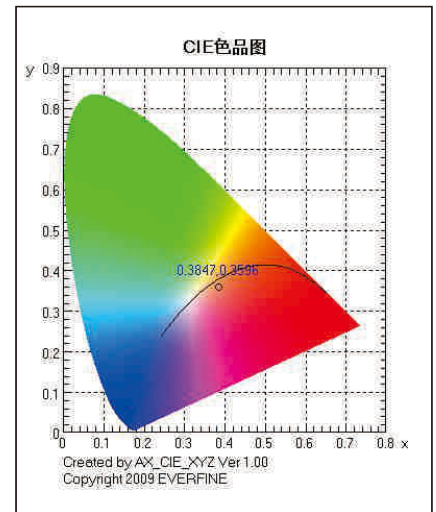
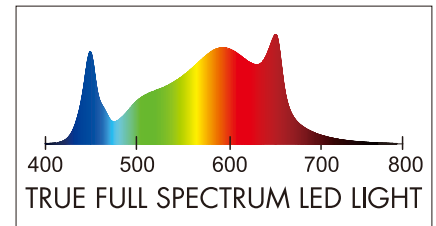
SPECTRUM TEST REPORT



Plant Parameters:

Flux (lm): 109906
 Spectral Radiance (W/nm): 371.8
 Flux(W): 363.5
 Efficiency: 0.5782
PPE: 2.737
 Erb_Ratio: 1.745
 Flux_UV (W): 1.551
 PPF (400-500)(umol/s): 301.7
 PPF (600-700)(umol/s): 733.2
 Photon flux_fr (umol/s): 41.17
 Flux (380-780) (W): 370.3
 Flux_ch-A.t (J): 62.19
 Flux_ch-B.t (J): 75.25
 Flux b.t (J): 78.57
 Flux y.t (J): 148
 Flux r.t (J): 137.1

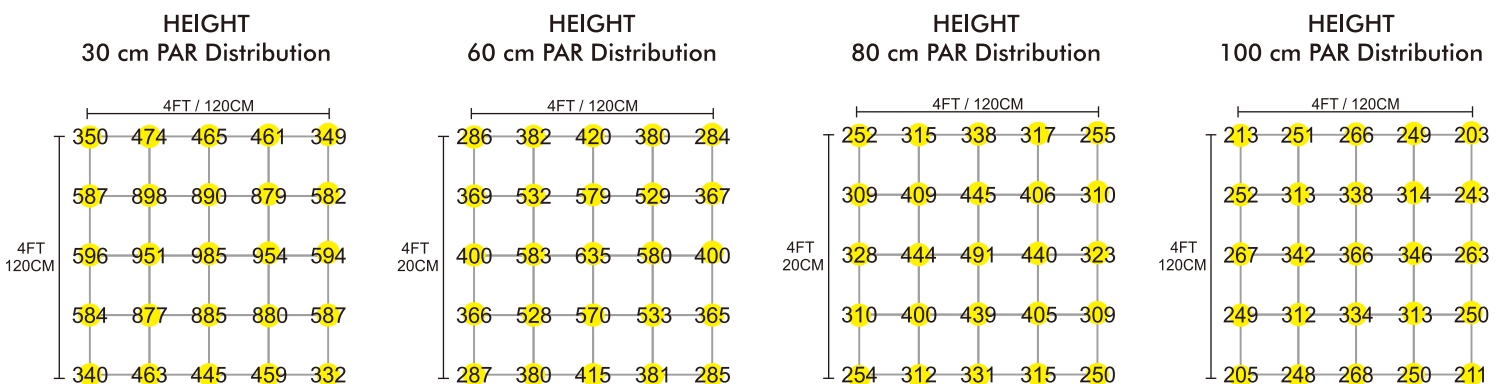
Qv (lm.s)109906
 Qe (J): 371.8
 Far-red flux (W): 6.789
 Effi-fr: 0.01079
 Kfr: 0.06549
 Flux_b (W): 371.8
PPF (umol/s): 1721
 PPF (500-600)(umol/s): 687.5
 PPF.t (umol/s): 1721
 Flux (400-700)(W): 363.5
 Flux_ch-A (W): 62.19
 Flux_ch-B (W): 75.25
 Flux b (W): 78.57
 Flux y (W): 148
 Flux r (W): 137.1



Colour Parameters:

Chromaticity Coordinate: $x=0.3847$ $y=0.3596/u'=0.2351$ $v'=0.4944$
 CCT = 3741K (Duv=-0.0094) Dominant WL:Ld = 586.4 nm Purity + 23.4%
 Ratio: R=20.7% G=75.4% B=3.9% Peak WL: Lp=450.8 nm FWHM=19.5 nm
 Render Index: RA=91.1
 Electric:V = 119.60 V I = 5.370 A P = 628.7 W PF = 1.000 Eff = 171.1 m/W

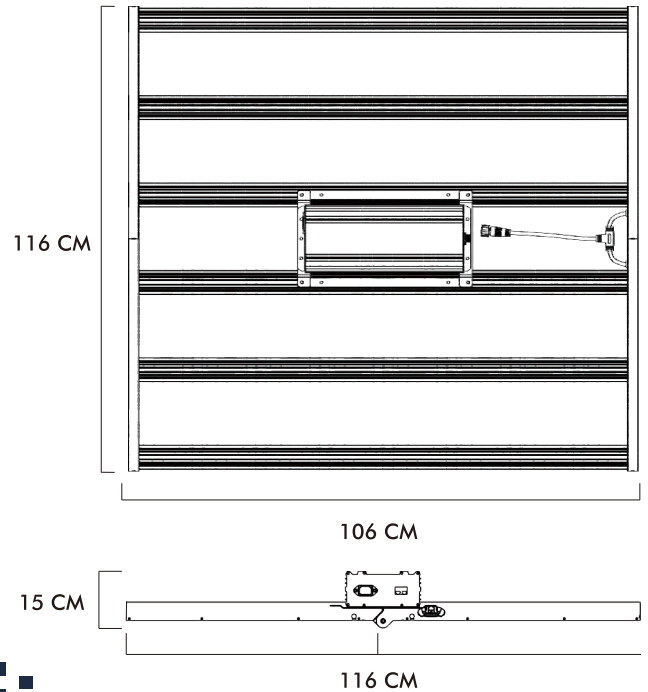
PAR DISTRIBUTION



SPECIFICATIONS

Model:	630 W Model S 6 Bar
Light Source:	2220 x Single Mount Diode/LED's
Input Voltage:	100V-240V AC
Frequency Range:	50~60Hz
Power/Watts:	630 W
Amps	2.62 A
Net Weight:	16.5 kg
Light Beam Angle:	120 Degree
Body Case Material:	Die Cast/Pressed Aluminum
IP Grade:	IP45 (water resistant)
Size:	L-1160 mm x W-1060 mm x H-115 mm
Lifespan:	>50,000 Hours
Min Operating Temp:	-40°C
Max Operating Temp:	40°C
Warranty:	3 Year Warranty

DIMENSIONS



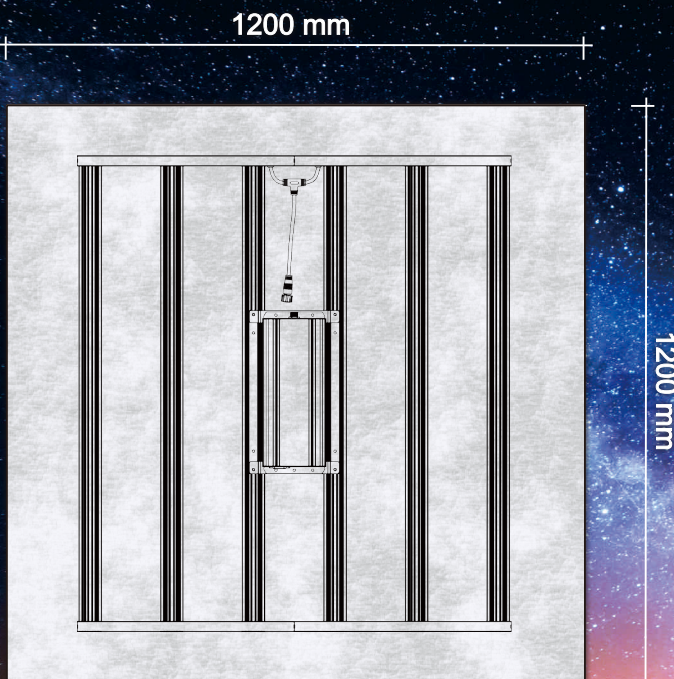
VOLTAGE

VOLTAGE	240 V
AMPERAGE	2.63 A


PRO GROW
LED - MODEL S

630 W - 6 BAR
1720 μ mol/s

MAXIMUM RECOMMENDED LIGHT COVERAGE



SCAN FOR MORE INFO



www.progrow.net.au