

## 2023+ 1" Front Lift



### Parts List:

- (2) Upper Mount Spacers
- (6) Nuts

### Tools Needed:

- 10mm wrench
- 21mm wrench
- 15mm ratchet & socket
- 18mm ratchet and socket
- 18mm ratcheting wrench
- 15m ratcheting wrench

Approximate Install Time: ~ 4 Hours depending on skill and tools


### Notes:

- Only qualified mechanics experienced in the installation and removal of suspension components should perform this installation.
- Use of a hoist is highly recommended and will substantially reduce installation time.
- Never work on or under a vehicle unless it is properly supported by safety stands and wheels are blocked.
- **Vehicle will require alignment after install!**
- Spacer is not 1" thick, but will yield 1" of lift at the wheels

### Installation:

- 1) Block the rear wheels, lift the front of the vehicle, and place on jack stands or use automotive lift
- 2) Remove front wheels

3) Using 21mm & 10mm wrenches loosen the tie rod nut, using a ball joint separator or the two hammer method release the ball joint from the knuckle



4) Using 15m socket loosen the lower shock bolts



5) Undo all clips for the line shown





6) Using a 21mm & 10mm wrench loosen the sway bar end nut and remove it from the knuckle




7) With an 18mm ratcheting wrench loosen the top shock nuts



8) Using an 18mm socket loosen the upper control arm ball joint, separate the ball joint using the two hammer method or a ball joint separator and undo the upper control arm from the knuckle




9) Carefully remove the shock from the vehicle



10) Reassemble the shock making sure upper mount is properly aligned in relation to the lower shock mount


11) Place the upper shock spacer on top of the shock, it will only go on one way



12) Reinstall the shock into the vehicle



13) Install the provided hardware using 15mm ratcheting wrench



14) Reassemble suspension and repeat on both sides

## RELEASE OF LIABILITY

I, the customer, do hereby release and forever discharge Level Up Suspension, their agents, employees, successors and assigns, and their respective heirs, personal representatives, affiliates, successors and assigns, and any and all persons, firms or corporations liable or who might be claimed to be liable, whether or not herein named, from any and all claims, demands, damages, actions, causes of action or suits of any kind or nature whatsoever, whether known or unknown, fixed or contingent, which I now have or may hereafter have or claim to have, as a result of or in any way relating to the following: Parts sold & installed by Level Up Suspension or parts sold & installed by end-user; any parts sold online, any parts sold online or installed by a re-seller, any parts installed by an installation shop.

It is understood and agreed that this payment is made and received in full and complete settlement and satisfaction of the aforesaid actions, causes of action, claims and demands; that this Release contains the entire agreement between the parties; and that the terms of this Agreement are contractual and not merely a recital.

Furthermore, this Release shall be binding upon the undersigned, and his respective heirs, executors, administrators, personal representatives, successors and assigns. This Release shall be subject to and governed by the laws of the State of California.

**PRODUCT SAFETY WARNING:** Level Up Suspension strongly recommends the installation of products be done by a certified mechanic. If this does not occur, be certain the person(s) installing the product read, understand and follow all instructions and warnings pertaining to the application before installation. Do not add, alter, or fabricate any factory or aftermarket parts to increase vehicle height over the intended height of the Level Up Suspension product purchased. Mixing component brands is not recommended.

Installation of suspension lift kits or any other lifting kits or devices will raise the center of gravity. For this reason, Level Up Suspension urges that extreme caution be used when encountering driving conditions which may cause vehicle imbalance. Furthermore, the driver's field of vision and judgment will not be as good due to the height of the vehicle. Due to the installation of larger tires, the speedometer will read slower than the actual speed being traveled and more distance will be required to stop the vehicle. It is the owner's responsibility to caution and warn any potential driver of the vehicle about these driving and handling conditions. Level Up Suspension will not be held liable or responsible for damages or personal injuries resulting from the use of lifting devices and or related products. The tires and rims should be changed to sufficiently increase the vehicle's total overall width and stability to help accommodate lifting devices.

Level Up Suspension aftermarket suspension products and accessories modify a vehicle for uses which exceed conditions anticipated by the vehicle manufacturer. The uses include the high performance demands required during off-road. These conditions vary in the degree of extremity and cannot be controlled by the vehicle or product manufacturer. If the components within the suspension system or accessories become worn due to frequent and/or extreme use, the safety and reliability of the vehicle is at risk. The maintenance of aftermarket equipment to ensure the vehicle occupants safety is entirely your responsibility. Do not purchase Level Up Suspension products unless you are willing to accept this responsibility. Do not install any Level Up Suspension products or accessories unless you feel competent at installing the product without causing present or future injury to yourself or other vehicle occupants; seek an authorized installation center.

Most states have some type of law limiting vehicle height. The amount of lift allowed, and how the lift can be achieved, varies greatly. Several states offer exemptions for farm and commercial registered vehicles. It is the vehicle owner's responsibility to check state and local laws to ensure that their vehicle will be in compliance. Level Up Suspension reserves the right to make changes in design, materials and specifications as deemed necessary without prior notice and without assuming obligation to modify any product previously manufactured. Obligation or liabilities will not be assumed with respect to similar products previously advertised.

This Release of Liability and Product Safety Warning has been read and fully understood by the undersigned and has been explained to me.