



OUTDOOR FIREPLACE

Outdoor Linear See-Through OLL48SP

Spec Sheet



ACTUAL DIMENSIONS

51 3/4" W x 24 5/16" H x 22 5/16" D

INCLUDES

- Pre-Programmed-Color LED lighting beneath burner
- Manual electronic ignition with AA battery
- 3-Stage manually variable flame hotbox
- Weather Deflector Glass Panels (Taller panels available for windy applications)

REQUIRES

- Decorative Crushed Glass (Glass Drops or Droplets may be added to area surrounding burner)

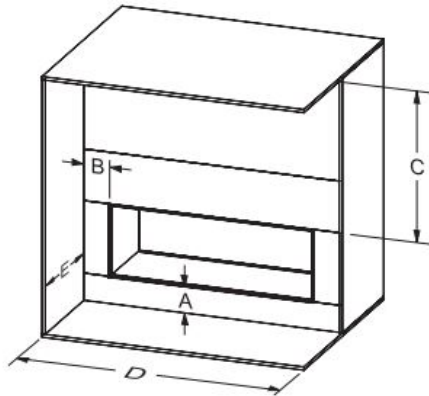
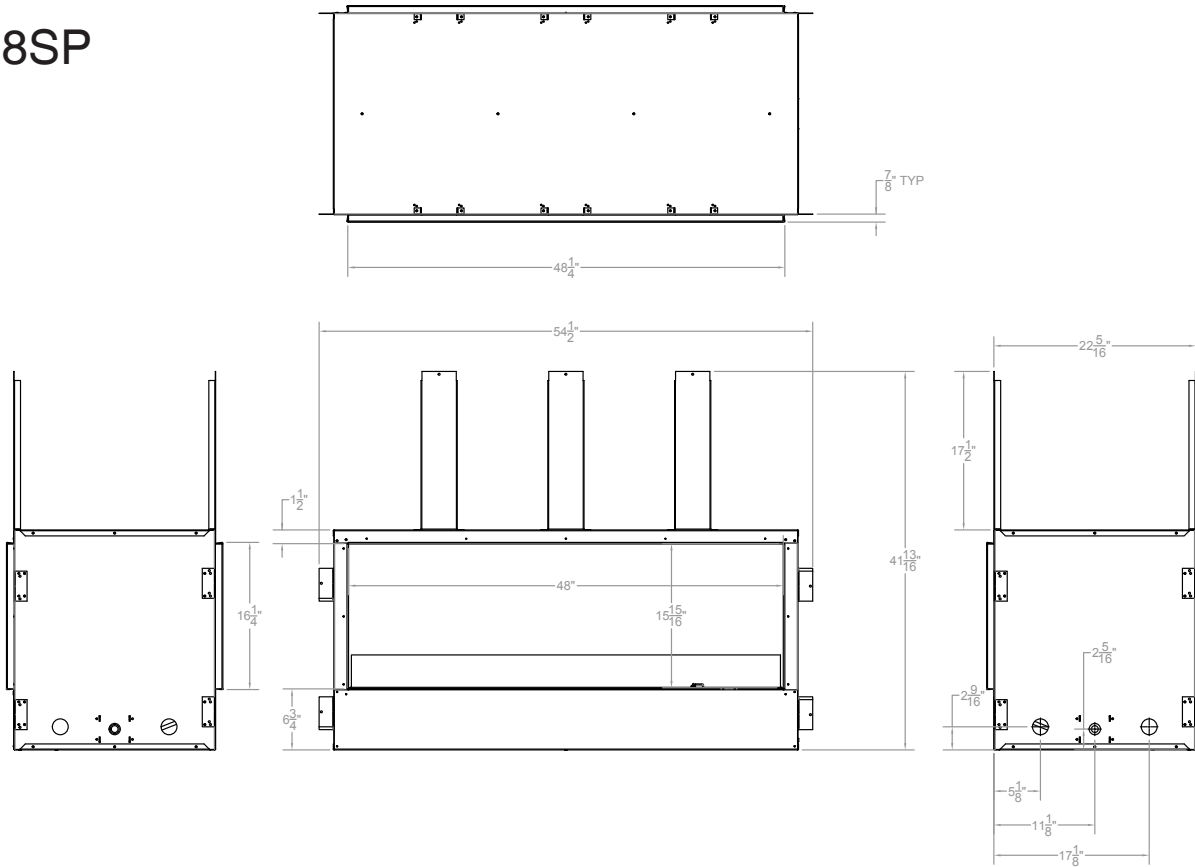
TECHNICAL INFORMATION

- Maximum heat output: 55,000 BTU (LP or Natural)
- Weight: 198 lbs.
- Clearances:
 - Side Walls: 6"
 - Ceiling: 24"
 - Ground: 10 1/4"
- Type of Gas: LP or Natural

FIELD INSTALLED ACCESSORIES

- Deflector Glass, 48-inch
- Drain Tray, 48-inch Stainless Steel
- Weather Door, 48-inch Stainless Steel

OLL48SP

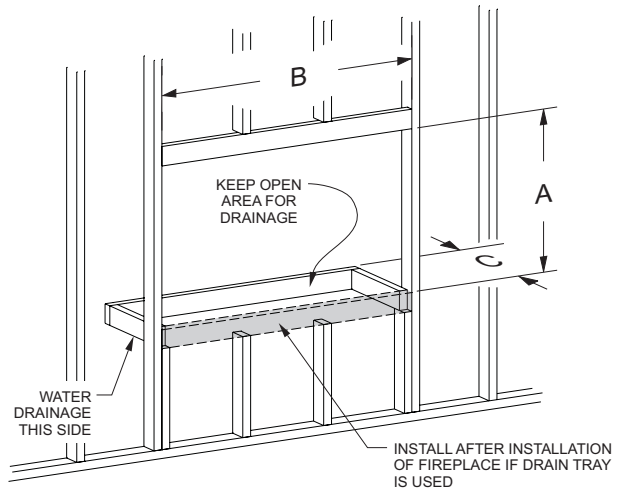


| Index Letter | Description | Dimension from Fireplace Opening (in inches) |
|--------------|--|--|
| A | From ground or other combustible surface | 10-1/4* |
| B | From Side Walls | 6 |
| C | From Ceiling (minimum) | 24 |
| D | Alcove Width (minimum) | 60 |
| E | Alcove Depth (maximum) | 24 |

*Note: Dimension A includes 3-1/2 in. under fireplace for support framing and drain tray installation.

Framing Dimensions (in inches)

| | |
|------------|----------|
| Height (A) | 40 13/16 |
| Width (B) | 52 |
| Depth (C) | 22 5/16 |



Empire is committed to continuous product improvement; specifications are subject to change without notice. Dimensions in this brochure are approximate; read and follow the framing dimensions in the owners manual supplied with your Empire product. Flame size, shape, and color will vary from photos. Our mantels feature natural veneers and hand-rubbed finishes – wood grain and color will vary. Adjust light levels and use “natural light” incandescent bulbs to enhance the dramatic look for your wooden mantel.



SINCE 1932

Empire Comfort Systems Inc.
918 Freeburg Ave.
Belleville, IL 62220-2623
info@empirecomfort.com
01/18

Member of the following industry associations:



This appliance is design-certified to the ANSI standard by:

The Empire Comfort Systems and White Mountain Hearth names and logos are registered U.S. trademarks.