


# Flag Tensioning Guide


Bow Banners, Teardrop Flags



**Too Loose:** If your flag is not pulled down far enough on the pole it will cause Ripples and Creases to appear in the Flag. This can obstruct the Flag Artwork.



**Too Tight:** If your flag is pulled down too far on the pole it will cause it to bend and crease. This can obstruct the flag artwork and reduce the longevity of the flag.



**Just Right:** Your flag should sit flat with minimal ripples as shown. Hook the fabric loop to the locking mechanism and adjust it by twisting the nozzle to tighten. The locking mechanism should sit at approx. 400mm from the base of the pole.




**Step 1**  
Thread the pole carefully through the flag pocket making sure it's pushed right through to the plastic stopper at the very end.



**Step 2**  
Pull the flag all the way down and attach the fabric loop to the lock hook



**Step 3**  
Pull down the flag to the right tension. Refer to tensioning example.



**Step 4**  
Twist the butterfly screw to secure the lock.