

Scripture for

 Lesson 1:

Watching Jesus and Getting to Know Him

John 13:15

*15) I have given you an example to follow. Do as I have done unto you.*

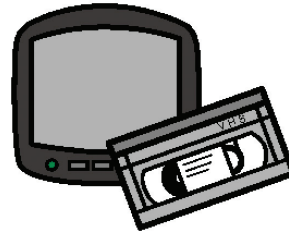
# Lesson 1 Reminder Sheet

I have given you an example to follow. Do as I have done to you. John 13:15

I can read my Bible.



I can see movies about Jesus.



I can pray.



I love to watch the movie "The Wizard of Oz"! The more I watch it over and over the more I know about Dorothy and that crazy Wizard.

I love Jesus. The more I read the Bible, see movies about Jesus and pray, the more I will know about Jesus and be able to do what he did...I will be able to be like him!

The Picture Communication Symbols ©1981–2013 by DynaVox Mayer-Johnson LLC.  
All Rights Reserved Worldwide. Used with permission.

Lesson #1

# Scripture for Lesson 2:

Jesus Looks at Us and Knows When We Are Sad

## Luke 7:11-17

11 Sometime later, Jesus went to a town called Nain. His disciples and a large crowd went along with him.

12 He approached the town gate. Just then, a dead person was being carried out. He was the only son of his mother. She was a widow. A large crowd from the town was with her.

13 When the Lord saw her, he felt sorry for her. So he said, "Don't cry."


14 Then he went up and touched the coffin. Those carrying it stood still. Jesus said, "Young man, I say to you, get up!"

15 The dead man sat up and began to talk. Then Jesus gave him back to his mother.

16 The people were all filled with wonder and praised God. "A great prophet has appeared among us," they said. "God has come to help his people."

17 This news about Jesus spread all through Judea and the whole country.

# Lesson 2 Drawings



Page 27



Page 30

# Lesson 2 Reminder Sheet

## Jesus At The Funeral


Jesus looks at the mom...




Jesus shares her sadness...



Jesus wants to make her hurt less.  
He wants to comfort her.



Jesus helps her...



Jesus wants me to look at people, comfort them and then help them.

The Picture Communication Symbols ©1981–2013 by DynaVox Mayer-Johnson LLC.  
All Rights Reserved Worldwide. Used with permission.

Lesson #2

# Scripture for Lesson 3:

## The Things That Make Me Sad, Make Jesus Sad

### Luke 7:11-17

1 1) Sometime later, Jesus went to a town called Nain. His disciples and a large crowd went along with him.

1 2) He approached the town gate. Just then, a dead person was being carried out. He was the only son of his mother. She was a widow. A large crowd from the town was with her.

1 3) When the Lord saw her, he felt sorry for her. So he said, "Don't cry."

1 4) Then he went up and touched the coffin. Those carrying it stood still. Jesus said, "Young man, I say to you, get up!"

1 5) The dead man sat up and began to talk. Then Jesus gave him back to his mother.

1 6) The people were all filled with wonder and praised God. "A great prophet has appeared among us," they said. "God has come to help his people."

1 7) This news about Jesus spread all through Judea and the whole country.


# Lesson 3 Drawing



Page 35

# Lesson 3 Reminder Sheet

## The Three Steps of Love



Helping



Sharing peoples' sadness



Looking



*The Picture Communication Symbols ©1981–2013 by DynaVox Mayer-Johnson LLC.  
All Rights Reserved Worldwide. Used with permission.*

Lesson #3