

ynésueives

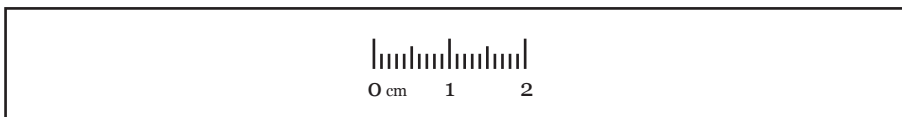
SIZING GUIDE

RINGS

▶ PRINTING

PRINT THIS DOCUMENT FOLLOWING THE INSTRUCTIONS

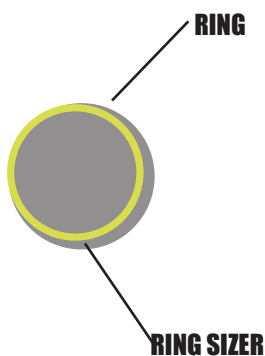
- 1-Before printing the PDF ensure that 'page scaling' option of your printer is set to 'none'
- 2- CO YN ring chart must be printed on a A4 size page
- 3-To make sure you print in the correct scale, measure with a ruler the sample below, and see if its 2 cm.



▶ HOW TO USE THE SIZE DIAGRAM

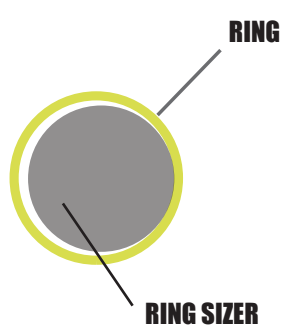
- If you have a ring that you feel like its your right size, place it on top of the following ring chart and search the circle that most suits to your ring,
- If your ring size is between two graphics, we recomend to choose the larger one.

If the inner edge of the ring is smaller that the outer edge of the ring sizer



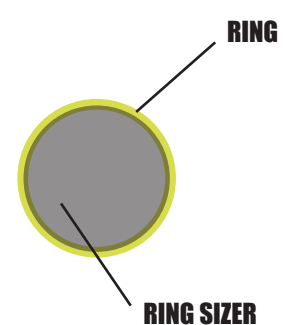
▼
YOU HAVE TO CHOOSE A SMALLER SIZE

If the inner edge of the ring is bigger that the outer edge of the ring sizer



▼
YOU HAVE TO CHOOSE A LARGER SIZE

If the inner edge of the ring is igual to the outer edge of the ring sizer



▼
THIS IS YOUR SIZE