















Name	Photo	Description	Code	Colours	Barcode	Price
SmartFence Panel		Each fence panel box contains 5 X steel PVC coated infill sections, 1 x finishing rail, 2 x channal adapters and 1 x screw pack. No more painting old wooden fence panels for 25 years plus! This DIY system is flat packed to ease transport. One box will make 5ft H x 6ft W, 1500mm H x 1800mm W. (55mm)	SMFPM	Merlin	0750258912111	€163.50
			SMFPG	Goosewing	0615666600053	€163.50
			SMFPA	Anthracite	0750258912128	€194.00
			SMFPO	Olive	0750258912104	€163.50
SmartFence Plinth Pack		Each plinth box contains 2 X 48mm W X 150mm H x 1795mm L steel PVC coated plinths. The light weight option to the heavy concrete gravel board, Smartfence Plinths come with a 25 year Guarantee, Maintenance Free, Never Paint Again, Wind and Weather Proof, Steel Coated and Irish Made.	SMPPM	Merlin	0750258912166	€67.50
			SMPPG	Goosewing	0750258912173	€67.50
			SMPPA	Anthracite	0615666600060	€74.50
			SMPPO	Olive	0750258912180	€67.50
SmartPost Gen2 Cover		The 1.9m Gen2 BS cover has a H-grove on all sides and can be used as a corner post. To be used with PP1.25 or BS2.	SMGEN2M	Merlin	0615666600022	€55.10
			SMGEN2G	Goosewing	0615666600015	€55.10
			SMGEN2A	Anthracite	0615666600077	€60.50
			SMGEN2O	Olive	0615666600039	€55.10
Steel Galvanised Post 1.875m		Galvanised box section (80x80x2.5 mm X 1.875m). For mounting the SmartPost Gen2 1.9m cover into concrete/soil.	BS2		0615666600046	€64.99
Post Plate 1.25m Bracket		Galvanised 1.25m box section (80x80x2.5mm) with a welded plate. For mounting the SmartPosts onto concrete. (SmartPost Gen2 Cover not included). Maximum height 1.8m, bolts not included.	PP1.25		0742776830053	€66.00

Name	Photo	Description	Code	Colours	Barcode	Price
Smart Universal Channel		This U-shaped channel can be fixed to a flat surface and onto concrete Post Covers 1830mm long can be cut to size.	SMUM1.83	Merlin	0742776830046	€26.70
			SMUG1.83	Goosewing	0742776830022	€26.70
			SMUA1.83	Anthracite	0615666600084	€26.70
			SMUO1.83	Olive	0742776830039	€26.70
SmartCap		Post cap comes with 2 x screws. Fits Concrete Post cover and GEN2 cover.	SMCAPM	Merlin	0742776830077	€11.85
			SMCAPG	Goosewing	0742776830008	€11.85
			SMCAPA	Anthracite	0615666600190	€11.85
			SMCAPO	Olive	0742776830060	€11.85
SmartTrellis Slots		Replace the top infill section of your Fence Panel with the SmartTrellis in slots to soften and change the look of your fence. Available in 4 colours to mix and match with your fence panel. 300mm x 1780mm	SMTMS	Merlin	0750258912135	€24.20
			SMTGS	Goosewing	0750258912142	€24.20
			SMTAS	Anthracite	0615666600091	€24.20
			SMTOS	Olive	0750258912159	€24.20
SmartTrellis Diamonds		Replace the top infill section of your Fence Panel with the SmartTrellis in Diamonds to soften and change the look of your fence. Available in 5 colours to mix and match with your fence panel. 300mm x 1780mm	SMTMD	Merlin	0742776830084	€24.20
			SMTGD	Goosewing	0742776830091	€24.20
			SMTAD	Anthracite	0793618522902	€26.60
			SMTOD	Olive	0793618522896	€24.20
			SMTBD	Buttermilk	0615666600107	€30.40
Concrete Post Cover 1.9m		The concrete post cover will fit standard concrete H-Post. It never needs painting and can be cut to size. Available in 4 colours to mix and match with your fence panel .55mm (SmartCap sold separately)	SMPCM1.9	Merlin	0793618522933	€47.50
			SMPCG1.9	Goosewing	0793618522919	€47.50
			SMPCA1.9	Anthracite	0615666600114	€56.00
			SMPCO1.9	Olive	0793618522926	€47.50



Name	Photo	Description	Code	Colours	Barcode	Notes
Facing Surface Bracket		This bracket will enable the SmartFence panel and plinths to be fitted onto a flat surface. Can be used the face of a H-Post or wall to mount the SmartFence on one side without removing the old wooden panel. Available in SmartFence colours. 1.83 in length(.55mm)	SMFSBM	Merlin	0615666599975	
			SMFSBG	Goosewing	0793618523091	
			SMFSBA	Anthracite	0615666600121	
			SMFSBO	Olive	0615666599968	





Channel Adapters 300mm Box of 12		The 300mm Channel Adapter fits into the groove of the H-Post. Can be use to when extending the height of the SmartFence. Available in 4 colours. 300mm long (.55mm). Place at the bottom of your H-Groove.	SMCM.300	Merlin	0615666600008
			SMCG.300	Goosewing	0615666599982
			SMCA.300	Anthracite	0615666600138
			SMCO.300	Olive	0615666599999

Paint Colour Codes

Goosewing Grey
Olive Green

BS 10A05 
BS 12B27 

Merlin Grey
Anthracite

BS 18B25 
RAL 7016 



▶ SmartFence

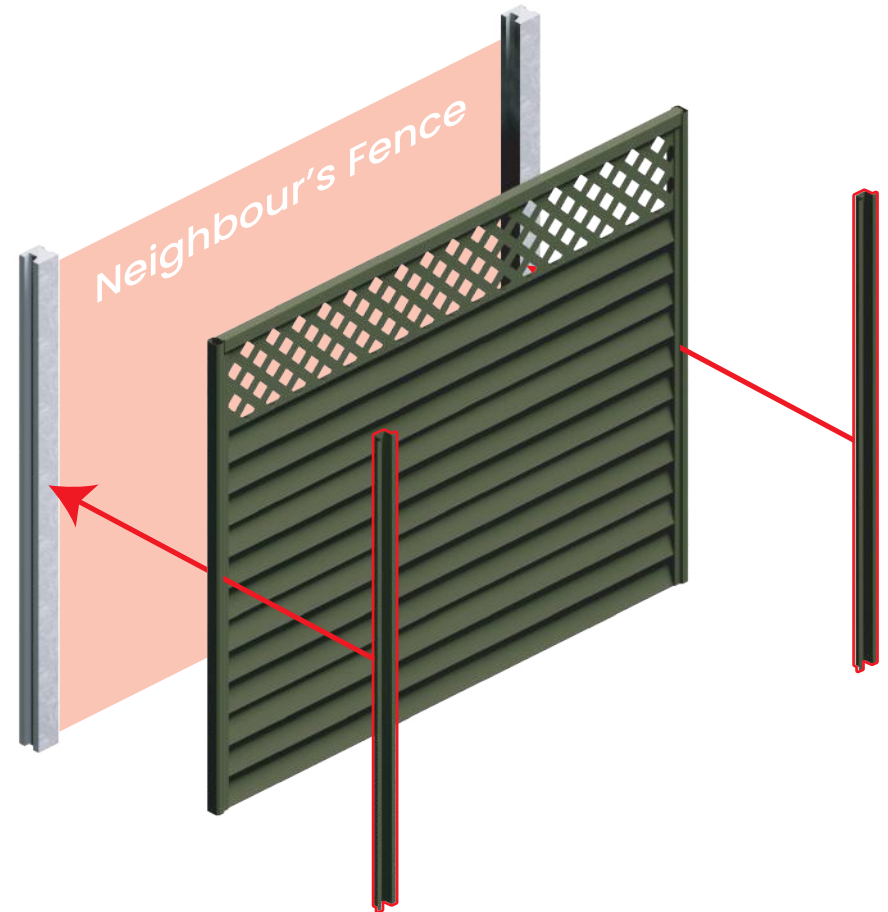
SmartFence Surface Facing Bracket

What problem does the SmartFence Surface Facing Bracket solve?


In most housing developments, the home owner owns 1 boundary fence. Ie either the one on the left or the one on their right.

The SmartFence Surface Facing Bracket allows you to fence both sides of your garden without interfering with your closest neighbours by mounting a fence panel to the back face of your neighbour's fence.

The Smartfence Surface Facing Bracket can also be used to clad a wall or unsightly garden shed.



BEFORE



AFTER

▶ SmartFence



BEFORE



AFTER



BEFORE



AFTER



BEFORE



AFTER

Parts List

Name	Photo	Description	Code	Colours	Barcode	Price
Infill Section		This is the infill section that make up the SmartFence panel box. 300mm X 1780mm. Shiplap design and available in the 4 colours.	KILM	Merlin	0793618522964	€29.30
			KILG	Goosewing	0793618522940	€29.30
			KILA	Anthracite	0615666600145	€30.20
			KILO	Olive	0793618522957	€29.30
Top Finishing Rail		The finishing rail fits at the top of your SmartFence panel and is fixed in place with 4 screws. 1780mm long.	SMFRM	Merlin	0793618522995	€18.00
			SMFRG	Goosewing	0793618522971	€18.00
			SMFRA	Anthracite	0615666600152	€19.50
			SMFRO	Olive	0793618522988	€18.00
Channel Adapter		The Channel Adapter fits into the groove of the H-Post. Available in 4 colours. 1530mm long. Can be cut to size.	SMCM1.5	Merlin	0793618523022	€17.50
			SMCG1.5	Goosewing	0793618523008	€17.50
			SMCA1.5	Anthracite	0615666600169	€19.00
			SMCO1.5	Olive	0793618523015	€17.50
Screw Pack		The Screw Pack contains 6 concrete screws and 6 coloured tex screws. Available in 4 colours.	SPM	Merlin	0793618523053	€4.95
			SPG	Goosewing	0793618523039	€4.95
			SPA	Anthracite	0615666600176	€4.95
			SPO	Olive	0793618523046	€4.95
SmartPlinth		Single Plinth 48mm X 150mm X 1790mm	SMPG	Merlin	0793618523060	€37.70
			SMPO	Goosewing	0793618523077	€37.70
			SMPM	Anthracite	0793618523084	€39.00
			SMPA	Olive	0615666600183	€37.70

▶ SmartFence

The Build

“When you divide the cost of your fence over its 25-year lifetime, its fantastic value and we never have to paint it. Brilliant!”

- The SmartFence is ideal for the DIY/Handy-man or General builder.
- Install posts(SmartPosts, Gen2 or concrete H-Posts) as normal into concrete foundation.
- Fit the lightweight plinths (Pic 1, 2, 3)
- Fix Channel adapters to H Groves (Pic 4)
- Slide the SmartFence Infill sections into place (Pic 5)
- Fix Top finishing rail, using the coloured screws (Pic 6)
- Wash down fence and enjoy for the next 25 years (Pic 7)




Guaranteed
Irish



www.smartfence.ie

If You Have: Concrete Posts and Gravel Board (1.5 x 1.8)



Coloured Concrete Post Covers also available

Smartfence is a retrofit system that adapts to fit into existing concrete H-posts and on top of existing concrete gravelboards. Smartfence panels can be cut to fit any narrow openings less than 6ft/1800mm in width.

*Do not cut Smartfence with a grinder

You Need:

1 x SmartFence Panel Pack



SmartFence Panel Pack with concrete posts and concrete gravelboard

To Add Trellis:

1 x SmartFence Panel Pack

1 x SmartFence Trellis:

To add trellis to a fence opening of 5ft (1500mm) you only need to use 4 of the 5 infill sections that comes in the SmartFence Panel Pack per opening. The remaining infill sections can be used in the next (kit required).

i.e. for every 5 openings you need :


4 x Smartfence Panels
5 x Trellis
1 x Kit



SmartFence Panel Pack, and Buttermilk Diamond Trellis with concrete posts and concrete gravelboard

Note: Add 1 complete post at the end of your fence. (i.e 10 panels will need 11 posts)

If You Have: Concrete Posts (1.8 x 1.8)



Coloured Concrete Post Covers also available

Smartfence is a retrofit system that adapts to fit into existing concrete H-post
Smartfence panels can be cut to fit any narrow sections less than
6ft/1800mm in width.

*Do not cut Smartfence with a grinder

You Need:

1 x SmartFence Panel Pack

1 x SmartFence Plinth Pack



SmartFence Panel Pack with
SmartFence Plinth Pack

To Add Trellis:

1 x SmartFence Panel Pack

1 x SmartFence Trellis

2 x 300mm Channel Adapters

To add trellis to a 6ft/1800mm SmartFence
panel, 300mm Channel Adapters are
required to extend the channels included
with the SmartFence Panel Pack.



SmartFence Panel Pack and
Buttermilk Diamond Trellis

To Add Trellis and Plinth:

1 x SmartFence Panel Pack

1 x SmartFence Plinth Pack

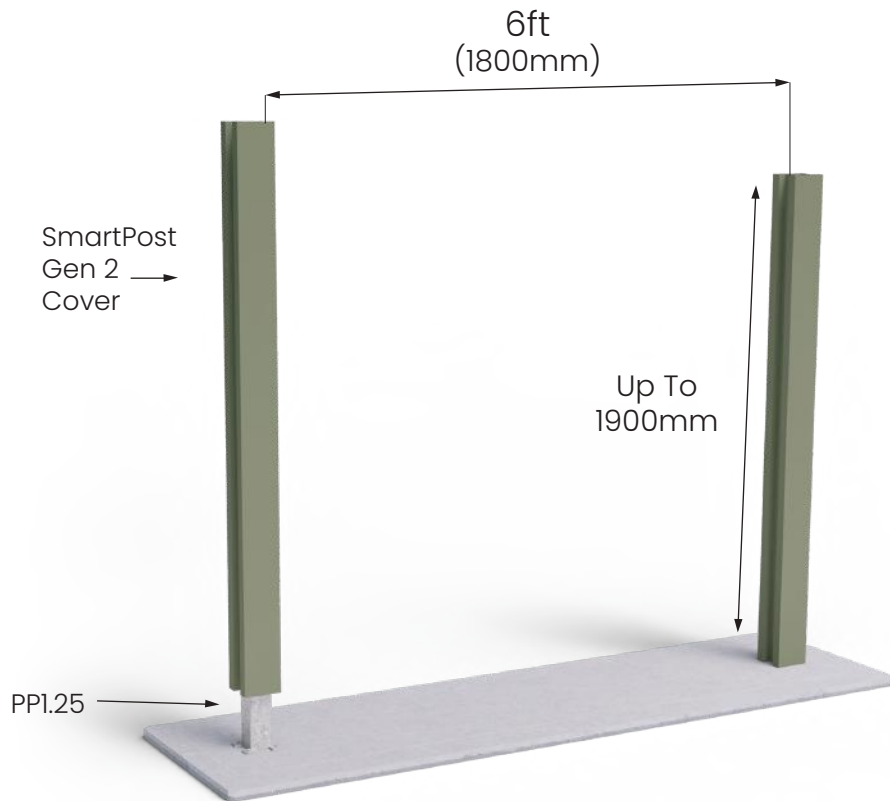
1 x SmartFence Trellis



SmartFence Panel Pack and Buttermilk
Diamond Trellis with SmartFence Plinth Pack

Note: Add 1 complete post at the end of your fence.
(.i.e 10 panels will need 11 posts)

If You Are Building a New Fence: SmartPosts Bolted to Concrete (1.8 x 1.8)



Smartfence can be fitted to a concrete foundation using our SmartPost Gen2 Cover, and a galvanised steel post with mounting plate (1250mm tall PP 1.25). The cover comes 1900mm and is adjustable by cutting the cover to the desired length. Smartfence panels can be cut to fit any narrow sections less than 6ft/1800mm in width. (Bolts not supplied).

*Do not cut Smartfence with a grinder

You Need:

- 1 x SmartFence Panel Pack
- 1 x Smartfence Plinth Pack
- 1 x SmartPost Gen2 Cover
- 1 x Post Plate Bracket (PPI.25)
- 1 x SmartCap



SmartFence Panel Pack with SmartPost Gen2 Cover and Post Plate Brackets

To Add Trellis with Plinth:

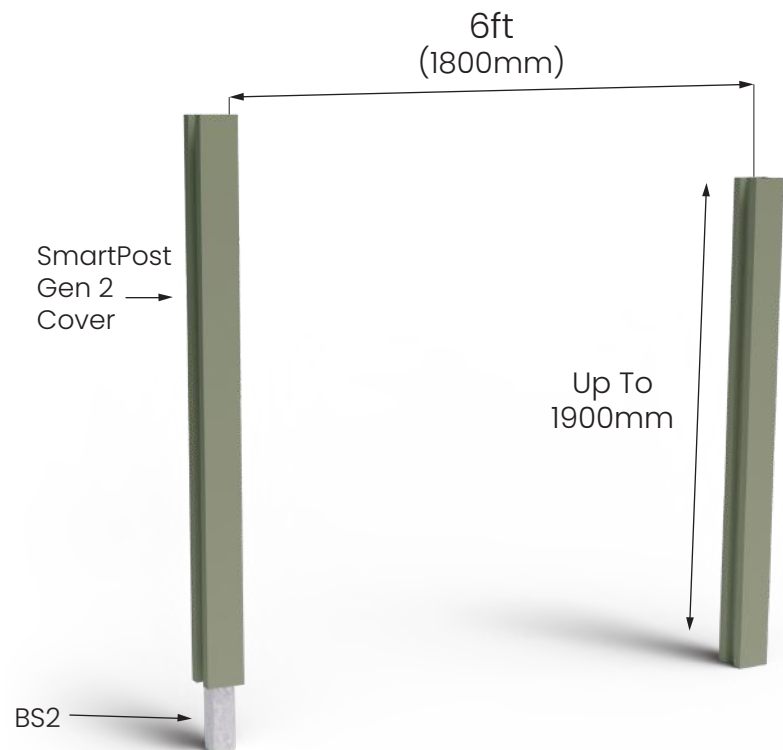
- 1 x SmartFence Panel Pack
- 1 x Smartfence Plinth Pack
- 1 x SmartFence Trellis
- 1 x Post & Plate Bracket (PPI.25)
- 1 x Smart Cap
- 1 x SmartPost Gen2 Cover



SmartFence Panel Pack with SmartPost Gen2 Cover and Post Plate Brackets, and Buttermilk Diamond Trellis

Note: Add 1 complete post at the end of your fence.
(.i.e 10 panels will need 11 posts)

If You Are Building a New Steel Fence: SmartPosts set in Post Mix / Concrete (1.8 x 1.8)



Smartfence can be fitted to our Galvanised Steel Posts (1875mm), set in the ground 600mm deep and set with post mix. The Posts are covered with a SmartPost Gen 2 Cover which comes 1900mm long and is adjustable by cutting to the desired length. Smartfence panels can be cut to fit any narrow sections less than 6ft/1800mm in width.

*Do not cut Smartfence with a grinder

You Need:

- 1 x SmartFence Panel Pack
- 1 x Smartfence Plinth Pack
- 1 x SmartPost Gen2 Cover
- 1 x Steel Galvanised Post (BS2)
- 1 x SmartCap



SmartFence Panel Pack with Plinth Pack & SmartPost Gen2 Cover and Galvanised Steel Post

Solid Panel 1.8m x 1.8m

- 2 x SmartFence Panel Boxes
- 1 x SmartPost Gen2 Cover
- 1 x Steel Galvanised Post (BS2)
- 1 X SmartCap



SmartFence Panel Pack with SmartPost Gen2 Cover and Galvanised Steel Post

(Parts from an extra panel box can be used extend the 1.5m high to 1.8m high. (i.e. 5 openings will require 6 boxes to make 1.8m x 1.8m solid panel)

To Add Trellis without Plinth: (1.8 x 1.8)

- 1 x SmartFence Panel Pack
- 1 x SmartFence Trellis
- 1 x SmartPost Gen2 Cover
- 1 x Smart Cap
- 1 x Steel Galvanised Post (BS2)
- 2 x Chemical Adapters 300mm



SmartFence Panel Pack with SmartPost Gen2 Cover and Galvanised Steel Post, and Buttermilk Diamond Trellis

Note: Add 1 complete post at the end of your fence. (i.e 10 panels will need 11 posts)



▶ SmartFence





Smart Fence™





Station Road, Castlebellingham, Dundalk, Co Louth A91 R802

info@hoeysdiy.ie (042)9372380 www.hoeysdiy.ie

