

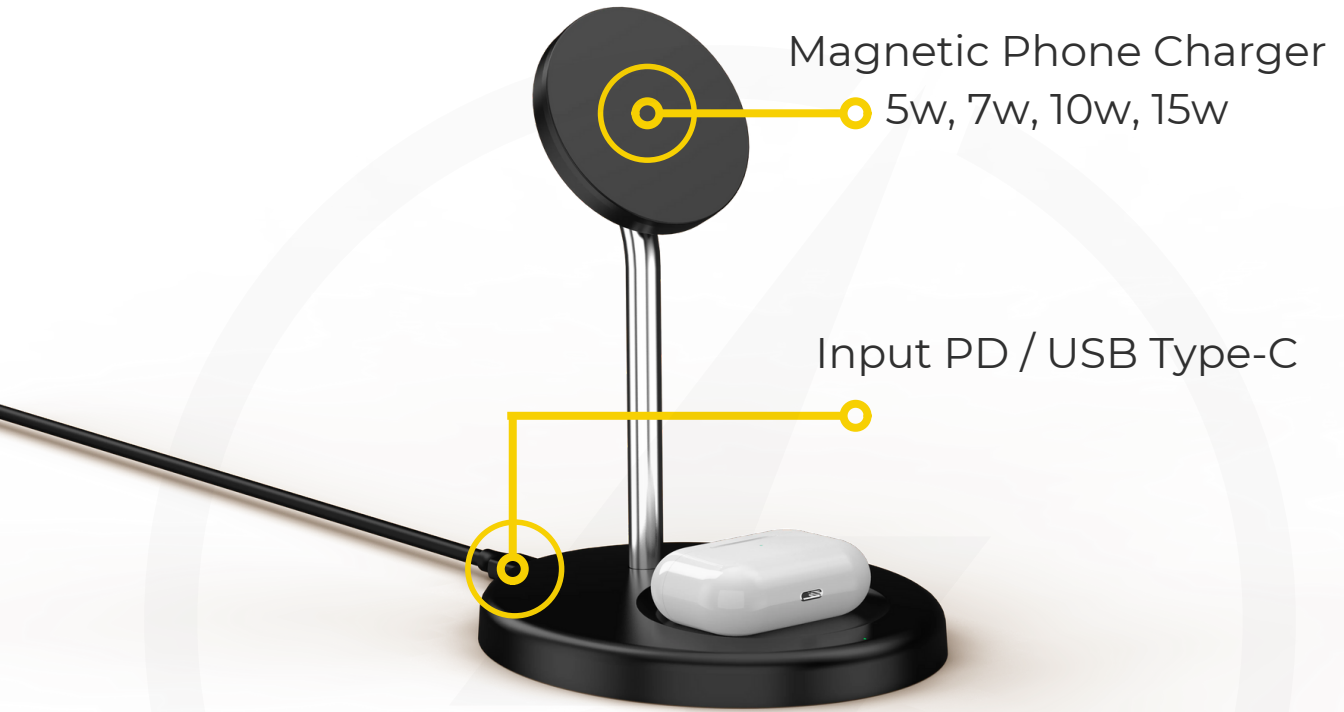


2-in-1 Magnetic Fast Wireless Charger for Apple iPhone



User Manual

2-in-1 Magnetic Fast Wireless Charger for Apple iPhone



Product Information


This is a 2-in-1 magnetic fast wireless charging device that uses the latest Qi-charging technology. It is MagSafe compatible and supports up to 15w of power for your MagSafe compatible phone.

It is compatible with the latest generation of Apple iPhones 12/13/14/15. Also supports wireless charging for compatible wireless earbuds. Supports Apple AirPods Pro 2/3.

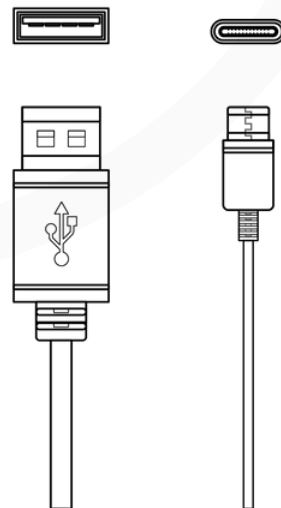
What's in the Box

- 2-in-1 Magnetic Fast Wireless Charger
- USB-A to USB-C charging cable

**No assembly is required*



Wireless Charger

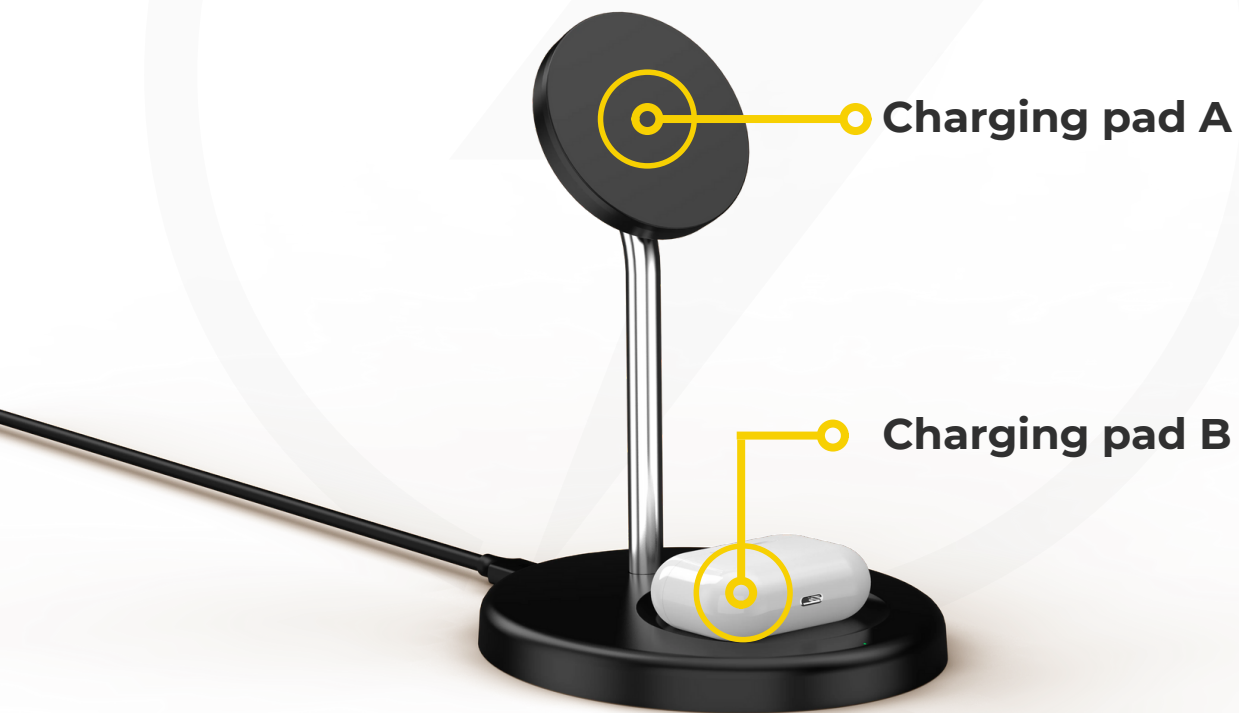


USB Cable

How to Use

1. Unbox the device
2. Use the charging cable provided with the device to connect it to a compatible power adaptor*
3. Place the compatible phone on the main charging pad (A). The strong magnets will hold your phone in place allowing you to charge it in both vertical and horizontal orientations.
4. You can use the base charging pad (B) to charge any Qi wireless charging compatible earbuds.

*To charge multiple devices you will require a PD + QC 3.0 power adaptor (must be purchased separately)



Troubleshooting

Phone is not charging: If your phone is not charging please check for the following.

- Phone is placed correctly on the charging pad.
- Make sure the wireless charger is correctly connected to the power adaptor.
- If you are using a protective phone case, try removing it and placing the phone directly on the charging pad.
- Make sure there are no magnets in between the phone and the charging pad.

Phone is charging slow: If your phone is charging slow or not charging while wireless earbuds are charging it is usually a sign of lack of power. Please check to see you are using the correct type of power adaptor. For optimum performance you will require a PD + QC 3.0 power adaptor.

Product safety information

- Do not store or use the device in a high temperature or high humid environment.
- Do not store or use near strong magnetic fields.
- Do not temper with the device.
- Keep out of reach of children.

These warnings are important to ensure the safety and longevity of the device. High temperatures and humidity can damage the device's internal components, leading to malfunction or failure. Strong magnetic fields can interfere with the device's electronic signals and cause it to malfunction. Tempering with the device can also cause irreparable damage and void any warranties. Lastly, keeping the device out of reach of children is important to prevent accidental damage or ingestion of small parts that may pose a choking hazard. By following these precautions, you can ensure the safe and optimal use of your device.

Product warranty

Congratulations! Your purchase also includes a 48-month warranty. This means that you can enjoy your new product with the peace of mind that comes with knowing that any defects or issues will be covered for the next four years. Our warranty covers both parts and labor, so you won't have to worry about any additional costs if something goes wrong. Additionally, our customer service team is available to assist you with any questions or concerns you may have about your warranty or product. We strive to provide the best possible experience for our customers, and we hope that this warranty will help you enjoy your purchase for years to come. Thank you for choosing our product, and please don't hesitate to reach out if you need anything.

For more information visit [**www.ospolt.com/warranty**](http://www.ospolt.com/warranty)

Customer support: [**help@ospolt.com**](mailto:help@ospolt.com)

Product Specifications

Product Name	2-in-1 Magnetic Fast Wireless Charger
MagSafe Wireless Output	5w / 7w / 10w / 15w
Wireless AirPods Charger	2w
Input Port Type	USB Type-C
Protection Features	Short Circuit , Over-charging, Over-current, Over-voltage
Input	PD + QC 3.0 9V/3A
Colours Available	Black / White
Size	135 X 116 X 72 mm
Weight	260 g
Material	Zinc Alloy + ABS + Silica