

WOODRIGHTS



PRODUCT SHEET

Contour Dining Table

Contour Dining Table

WW

Characterised by softened details, Contour features gentle rounded forms inspired by anatomical references in the natural world. A family of dining and coffee tables, Contour forms the centrepiece of a place to gather and connect for generations to come.

Locally made-to-order and crafted from solid timber, in a range of finishes, Contour retains a soft character through its considered curved edges. A welcomed sense of lightness is created through the rounded legs and table top connected by soft arcs.



DETAILS

Modular component sofa with crown and subtle seam detailing. Ear detailing on front of arm and back.

SIZES

1. L2200 x W900 x H740
2. L2400 x W900 x H740
3. L2600 x W1000 x H740
4. L3000 x W1000 x H740

MATERIAL

Solid timber in a range of finishes.

SPECIFICATIONS

- Rounded profile on bottom of legs
- Round legs seamlessly integrate into top
- Top has rounded ends
- Polished in a durable 2 pack lacquer, or Osmo oil
- Fully assembled

CATEGORY

Dining

ENVIRONMENT

Indoor

COUNTRY OF PRODUCTION

New Zealand

PREASSEMBLED

Yes

CLEANING CARE

Refer to our website for care & cleaning instructions.

MADE TO ORDER

The Contour dining table is handcrafted to order in New Zealand by Woodwrights.

Contour Dining Table

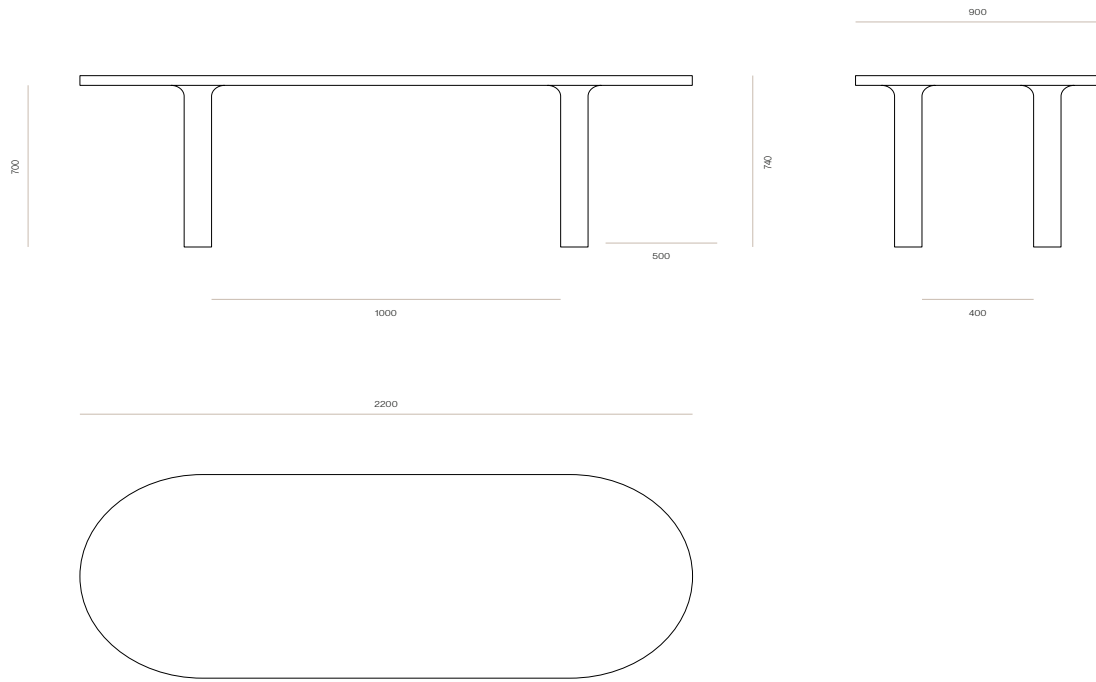
WW

DINING TABLE CONFIGURATION

2200W

CODE

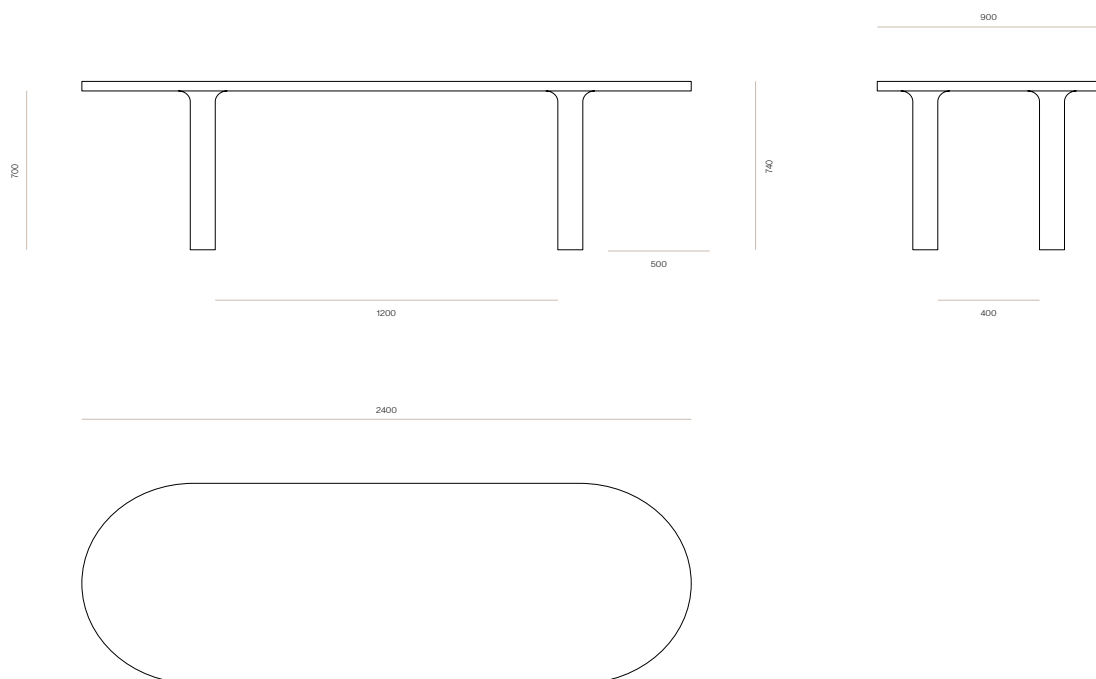
#5887



2400W

CODE

#5861



Contour Dining Table

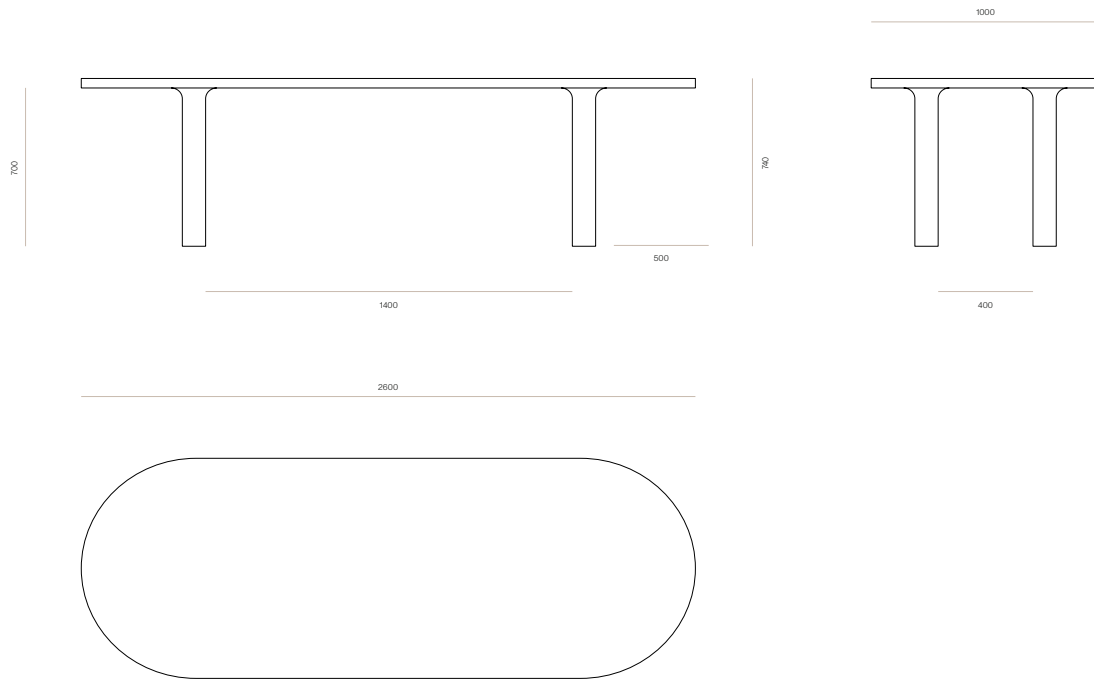
WW

DINING TABLE CONFIGURATION

2600W

CODE

#5887



3000W

CODE

#5888

