

POST TOP LED EXD Series Dark Sky Style



19W

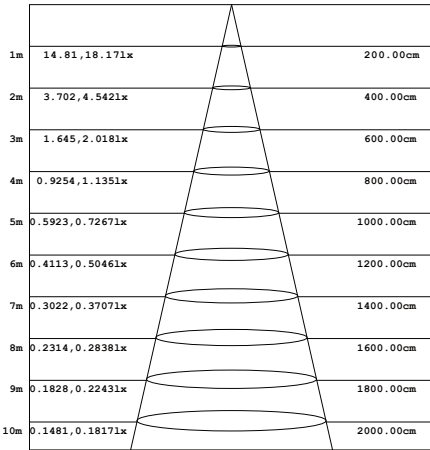


24W

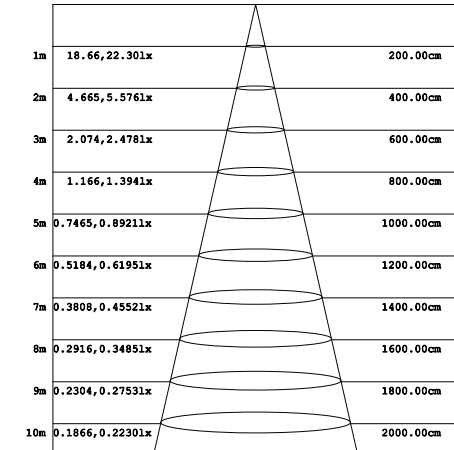


Long Life 10 years OK	Enclosed OK	100-277AC 50-60Hz	PF ≥0.9	CRI ≥80	IP64	5 years warranty	LED LG 5630	IES	UL LISTED (LED LAMP)	CLASSIFIED	LM80	LM79
-----------------------------	----------------	----------------------	------------	------------	------	------------------	----------------	-----	----------------------	------------	------	------

Flux out: 46.52 lm



Flux out: 58.63 lm



Specifications

Power	led Qty	PF	CRI	Voltage	CCT	Lumen	Size mm (x 0.039=inch)	Operation temp (°C/F)	Weight (lbs=kg/2.2)	Certificate	Equal to
19W	56 leds LG5630	≥0.9	≥80	100-277VAC	2700-6000K	1900±200lm	E26 Φ64*174 E27 Φ64*175 E39 Φ64*185 E40 Φ64*190	minus 39~60°C	NW 0.34kg	UL/DLC	75W CFL MHL
								minus 39~140°F	GW 0.39kg		
24W	64 leds LG5630	≥0.9	≥80	100-277VAC	2700-6000K	2400±200lm	E26 Φ64*186 E27 Φ64*187 E39 Φ64*197 E40 Φ64*202	minus 39~60°C	NW 0.36kg	UL/DLC	100W CFL MHL
								minus 39~140°F	GW 0.41kg		

Features



REPLACE



LG 5630
100lm/W



180° beam angle



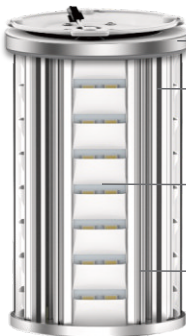
Flame retardant material



IP64 waterproof design



Advantages



Use top brand capacitors Rubycon



IP 64 design. Driver is fully sealed with thermal paste, working temperature -40~60°C (-40~140°F)




0.3W 5630 SMD LED. 30mA each. only 26mA goes through each LED so that LED life time is maintained




No Fan heat dissipation solution




Guide-flow cove & hole. It guides water flow away very fast.



Isolated driver for better for heat dissipation



Easy replacement with slide connector from lamp body to driver.



High quality driver components: Rubycon capacitor (Japan); FIRST MOS(USA); MPS IC Chip (USA); Galaxy Diodes (biggest in China)



Driver with heat sink silicone for waterproof, dust proof and anti-mosquitoes

 **Application**




Acorn



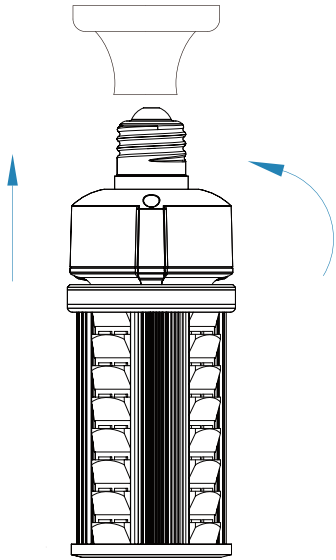
Ball



Post top



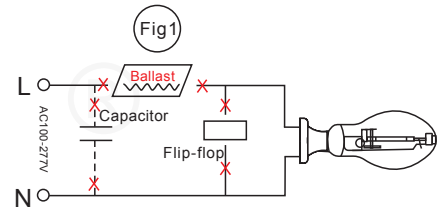
Installation



Step:1

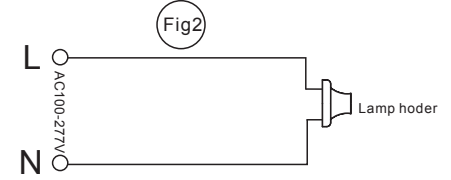
Shown as Figure 1
Turn off the power before installation.

Remove the old ballast, capacitor and ignitor(if existing)



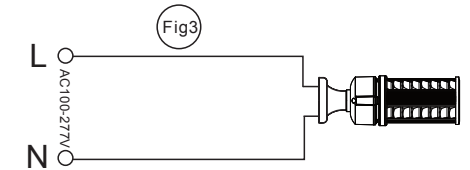
Step:2

Shown as Figure 2
Make sure the Alternating Current Wires connect to the E26 or E39 socket directly. (Reattach or replace ground lead if one is needed)



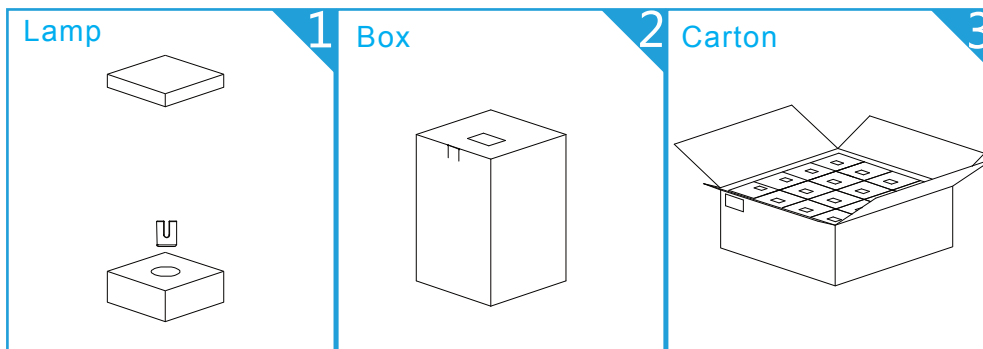
Step:3

Shown as Figure 3
Screw the LED lamp onto the corresponding socket.



Packing

Wattage	Inner box size	N.W per lamp	G.W per box (lbs=KG/2.2)	G.W per carton (lbs=KG/2.2)	Carton Size	Quantity per Carton
19W	70x70x210mm	0.34kg	0.39kg	6.78kg	300x295x230mm	16PCS
24W	70x70x222mm	0.36kg	0.41kg	7.12kg	300x295x242mm	



Pack Quantity:
16PCS



⚠ CAUTIONS

- Risk of electric shock. Do not use where directly exposed to water.
- All these 27W,36W,45W,54W led lamps are suitable for use in totally enclosed luminaires.
- These led corn bulbs are non-dimmable.
- Do not disassemble the lamps without written authority.
- Please read the manual carefully before installation.